**Dear Educator,**

Welcome back to school! As educators, you know that there's nothing that makes a young child more proud than to be able to say, "I can read!"

HarperCollins is celebrating the 60th anniversary of their *I Can Read!* early reader program by giving away FREE sets of 20 books to teachers across the nation. These titles feature award-winning authors and illustrators, and they star beloved characters such as Amelia Bedelia, Biscuit, and Pete the Cat.

Request your free 20-book set of *I Can Read!* books at www.ymiclassroom.com/order-i-can-read. Supplies are limited, so please place your order today. The offer expires October 24, 2016.

To add to the fun, we are providing this free *I Can Read!* teaching kit for children in kindergarten and grade 1, created by the award-winning curriculum specialists at Young Minds Inspired, with lessons that support creative play, encourage social and emotional growth, and stimulate language arts skills. The lessons are designed to seamlessly integrate with and enhance your classroom curriculum for children in kindergarten and grade 1.

We hope that you will share this program with other teachers in your school. The materials are copyrighted, but you may make as many copies as necessary to meet your students' needs.

Please comment online at www.ymiclassroom.com/i-can-read to let us know your thoughts on this program.

Sincerely,

Dr. Dominic Kinsley
Editor in Chief
Young Minds Inspired

**Request 20 FREE books today! Offer expires 10/24/16.**

# I Can Read!

## Target Audience

This program is designed for students in grades K-1.

## Program Objectives

- **Empower** students to read
- **Promote** a love of reading
- **Educate** parents about how to encourage reading at home
- **Encourage** teachers to order a FREE set of 20 *I Can Read!* books before October 24, 2016 (while supplies last) www.ymiclassroom.com/order-i-can-read
- **Develop** excitement among teachers and students for the 60th anniversary of *I Can Read!*

## *I Can Read!*

Widely recognized as the premier line of beginning readers, *I Can Read!* books are organized into color-coded reading levels. With hundreds of titles featuring award-winning authors and illustrators, and the most beloved character friends in the history of children's literature, you can find books at every level to engage and excite every child. Explore the world of *I Can Read!* by visiting www.icanread.com.

## How to Use This Program

Download and photocopy this teacher's guide and the three activity sheets. The activities are designed to be completed at the start of the school year using select *I Can Read!* books.

### Activity 1

## Meet the Stars of Our Stories!

This activity will gently introduce students to the important skill of identifying character traits, and will help improve students' reading comprehension skills by having them practice linking stories to real-life experiences (such as having a pet).

Tell the students that today they are going to play a game! You are going to describe someone in the classroom, and the students will try to guess whom you are talking about. Then, describe one of the students or yourself. Use simple adjectives such as *tall, blond*, etc. Play the game a few more times. Then, ask students to come up with words that describe themselves. Let each child share one or two words.

Next, tell the students that you are going to read three stories about some fun pets. First, read *Biscuit.* Then, let the students share words that describe Biscuit. Next, read *Danny and the Dinosaur.* Again, have the students share words that describe Danny's dinosaur. Would the students like to have a dinosaur as a pet? Would they like to have Danny's dinosaur? Finally, read *The Berenstain Bears' New Pup,* and let the students share words that describe Brother and Sister Bear.

Pass out the activity sheet. Tell the students that they are going to guess which words describe which characters, just like they did in the game you played. You might have to read some or all of the words to the students, depending on their reading abilities. Ask more advanced students to write their own words to describe the characters on the blank lines at the end of each list. Then, have the students draw a picture of an animal they would like to have as a pet.

### Activity 2

## The Story Unfolds

This activity helps students practice finding details in a story and use those details to predict what will happen next—important steps in developing reading comprehension skills.

Start by holding up the activity sheet. Show the students that there is a row of five books and pictures about the books. Tell students that after they hear a passage from each book they are going to draw a line from the book to the picture that they've just heard about. Tell students that the first story is about a very funny lady named Amelia Bedelia. She always wants to help, but sometimes things get silly! Then read pages 16-8 in *Amelia Bedelia*. Talk about what "changing the towels" really means. Move on to *Sammy the Seal*. Tell students you are going to read about a curious seal who wants to learn things! He leaves the zoo and finds himself in a funny place for a seal. Then read pages 36-43. Remind children to draw a line to the picture of things they hear you reading about. Would they like to see a seal in school?

Point to *Frog and Toad are Friends*. Tell the students that now they are going to hear part of a story about two very good friends named Frog and Toad. Read pages 28-36. Ask, did Frog help Toad? Good friends help each other! Now tell students you are going to read about an exciting field trip from a book called *Little Critter: Going to the Sea Park*. Read pages 12-15. Who does Little Critter want to meet? Would they want to meet an octopus? Finally, point to the last book, *Pete the Cat and the Bad Banana*. Read pages 24-31. Do NOT read the last page!

Ask students to draw a picture of what happens next to Pete on the back of the paper. More advanced students may also want to write a sentence or two about their pictures. When the students are done with the pictures, read the last page of the story to them, or go back and read the whole thing!

### Activity 3

## Make *I Can Read!* a Family Event

This activity is designed to reinforce the importance of reading at home. Ask students about their at-home reading habits—when they read, where they read, and if an adult reads with them. Tell them that they are going to bring home a letter to their parents that will give them fun ideas for reading together!

## Resources

www.icanread.com
ymiclassroom.com

YMI YOUNG MINDS INSPIRED © 2016 YMI, Inc.

is the only company developing free, innovative classroom materials that is owned and directed by award-winning former teachers. Visit our website at **www.ymiclassroom.com** to send feedback and download more free programs. For questions, contact us toll-free at 1-800-859-8005 or by e-mail at **feedback@ymiclassroom.com**.

# Meet the Stars of Our Stories!

Let's play a game! Read the groups of words below. Can you guess who the words are about? Draw a line from each group of words to the correct book character.

## Group 1:

huge
yellow
smooth

_____

_____

## Group 2:

bears
brown
brother and sister

_____

_____

## Group 3:

small
furry
red collar

_____

_____



## This is the pet I want.

For more fun activities and great books, go to www.icanread.com

*Biscuit* art © by Pat Schories • *Danny and the Dinosaur* art © Estate of Syd Hoff • *Berenstain Bears* art © Berenstain Publishing, Inc.

# The Story Unfolds

Put your listening ears on! Your teacher is going to read some really funny and exciting stories. And you are going to draw lines to show the things you hear about in each book!











What do you think happens to Pete the Cat? Turn the paper over and draw a picture about it! Then, listen to your teacher read the rest of the story.

**For more fun activities and great books, go to www.icanread.com**

*Frog and Toad* art © Estate of Arnold Lobel • *Amelia Bedelia* art © Estate of Fritz Siebel

## Activity 3

# Make *I Can Read!* a Family Event

Dear Families,

Do you remember reading about the antics of Pete the Cat or Biscuit or the Berenstain Bears? Did they make you laugh or get you excited about learning new things? This week, your child is having a lot of those same great experiences because they're reading many of the same *I Can Read!* stories that you enjoyed when you were a beginning reader.

The *I Can Read!* early reader program celebrates its 60th anniversary this year, and HarperCollins Publishers wants every family to join in the celebration by reading together. It doesn't take a lot of time or effort, and it makes even reluctant readers love reading and learning. In fact, studies show that children who are read to or who read at home have greater brain activity, increased language skills, and greater success at school.

Here are some tips to help your children embark on a lifetime of discovery that starts with the magical words, "*I Can Read!*"

- Choose a book that challenges your child without being too difficult. Then, take turns reading it aloud. Alternate sentences or pages. The color-coded levels of the *I Can Read!* titles make it easy to choose!
- Create a family book night. Read the same book together, and then talk about it around the dinner table. Identify character traits, settings, and review the plot. Talk about the lesson in the story.
- Start a reading routine. Set aside 15 minutes for reading before bedtime, or before screen time. Try to work up to 30 minutes.
- Take regular trips to the library or bookstore together. Make a list of the books at the library that you want to read together and each week check off the titles you read.
- Let your child see you reading. Children learn by example! Turn off the TV, and have family reading time, where you each read your own book.

For many more ideas for at-home reading, check out "100 Tips for Beginning Readers," available for free at www.icanread.com/printables/i-can-read-100-tips

**Celebrate *I Can Read!*'s 60th anniversary with special books and activities. Go to www.icanread.com.**

*Amelia Bedelia* art © Estate of Fritz Siebel • *Biscuit* art © by Pat Schories • *Danny and the Dinosaur* art © Estate of Syd Hoff • *Berenstain Bears* art © Berenstain Publishing, Inc. *Pinkalicious* art © by Victoria Kann • *Pete the Cat* art © by James Dean • *Sammy the Seal* art © Estate of Syd Hoff