

# Sound Off!

Smoke alarms are important. They warn you when there is a fire.

Do you know your smoke alarm sounds?

**BEEP  
BEEP BEEP**



**BEEP-BEEP-BEEP...**

**BEEP-BEEP-BEEP**

That sound means there is a fire in your home. You need to get out fast!

**CHIRP CHIRP** Sometimes a smoke alarm makes a sound like a cricket or a chirping bird. That means the battery is not working well or the smoke alarm is getting old. You need to put in a new battery or get a new smoke alarm.



**JOIN THE  
HOME FIRE  
SAFETY  
PATROL**



**TEST YOUR SMOKE  
ALARMS EVERY  
MONTH TO  
MAKE SURE  
THEY WORK.**



Push the test button. If you hear BEEP-BEEP-BEEP, that means the smoke alarm is working. If you don't hear that sound, put in a new battery or get a new smoke alarm.



# Safety Patrol

## Go on a fire safety patrol in your home.

Use this chart to test the smoke alarms in your home. Ask a grown-up to help. Circle Yes or No for each question. When you finish your patrol, write your names in the spaces provided. Then bring the chart back to class.

**JOIN THE  
HOME FIRE  
SAFETY  
PATROL**



Do you have a smoke alarm on each level of your home?

Yes

No

Do you have a smoke alarm in or near every bedroom and sleeping area?

Yes

No

Do all of your smoke alarms work when you test them?

Yes

No

Student \_\_\_\_\_ Parent/Caregiver \_\_\_\_\_

### Dear Parent/Caregiver,

Your child is taking part in a home fire safety program. Thank you for taking the time to reinforce these lessons by testing the smoke alarms in your home. Remember: Smoke alarms do not last forever. Replace your smoke alarms every 10 years.



# Detect the Dangers

The Home Fire Safety Patrol is always on the lookout for fire dangers. Can you find six fire dangers in this picture?

**Circle the dangers you find.**

**JOIN THE  
HOME FIRE  
SAFETY  
PATROL**



# Home Fire Escape Map

Help these kids plan how to get out fast if there is a fire in their home.


Draw two paths to the outside from every room. Show one path that leads through doorways. Show a second path the kids could take if

fire or smoke is blocking a doorway.

In some cases, this might be through a window. Then circle the meeting place outside their home where everyone will go to call 9-1-1 and report the fire.

Reproducible Master

JOIN THE  
**HOME FIRE  
SAFETY  
PATROL**







# Home Fire Escape Rules

**Make sure everyone in your home knows the rules for getting out fast when there's a home fire:**

- If you hear a smoke alarm or see smoke, get outside as fast as you can!
- Don't take anything with you.
- ***Get Low and Go:*** Smoke rises toward the ceiling. If you see smoke, you should stay near the floor. Get low so you don't breathe in the dangerous smoke. Go to your exit.



- Go to your outside meeting place and call 9-1-1. Tell them the street address where you live.
- Stay outside — **NEVER** go back into a burning building.

**Dear Parent/Caregiver,**

Many times children do not wake up when a smoke alarm sounds. Make a plan for an adult to wake up each child and help him or her get out if there is a real fire. Practice the plan. Pretend to call 9-1-1 from your meeting place and give the address where you live.

