

PJ MASKS Power Up! with PJ Masks



DEAR EDUCATOR,

Help your students *Power Up!* for the new school year with heroes who go into the night to save the day: the **PJ Masks!** Together, Catboy, Owlette, and Gekko—regular kids by day—work as a team to help friends and solve problems. A new season of *PJ Masks* is now airing on Disney Junior.

This free program from *PJ Masks* and the curriculum specialists at Young Minds Inspired has easy-to-implement activities that focus on teamwork and friendship and support early learning social-emotional and language skills. Family-focused activities extend the lessons beyond the classroom.

Feel free to share this program with other teachers and families in your school. Although these materials are protected by copyright, you may make as many copies as you need for educational purposes.

Please let us know your thoughts on the program by visiting ymiclassroom.com/feedback-pjmask. We look forward to hearing from you.

Sincerely,
Dr. Dominic Kinsley
Editor in Chief
Young Minds Inspired



Questions? Contact us toll-free at 1-800-895-8005 or by email at feedback@ymiclassroom.com

eOne PJ Masks © Frog Box/
Entertainment One UK Limited/Walt Disney
EMEA Productions Limited 2021

About PJ Masks

Power Up! with Connor, Amaya, and Greg—regular kids by day who turn into heroes by night. When they put on their pajamas and activate their animal amulets, they transform into their hero alter egos—Catboy, Owlette, and Gekko—and embark on adventures where they solve mysteries and learn valuable social-emotional lessons about friendship, cooperation, and teamwork.

Target Audience

Children ages 3-5

Program Components

Available at ymiclassroom.com/pjmask:

- This teacher's guide
- Three reproducible activity sheets
- A reproducible parent/caregiver letter in English and Spanish
- A standards alignment chart

What Children Will Learn

- Social-emotional skills that focus on friendship
- The value of working as a team
- Creative problem-solving
- Language and math skills
- Imaginative play strategies

How to Use the Program

This program can be used at school or at home. Make photocopies of the three activity sheets to use in class, or email them to families to use at home along with the parent/caregiver letter to extend the learning and fun. Help younger children by reading each activity aloud.

ACTIVITY 1 Power Up Teamwork!

The PJ Masks work as a team to accomplish their goals. This activity reinforces the concept of collaboration and teamwork. Begin by asking children why it's good to work as a team. Give some examples to start, such as working together with friends can be more fun than working alone, or each person in the team can perform a certain job so no one has to do all the work. Then, to illustrate the idea of teamwork, provide each student with a set of blocks and have them work with a partner to build a tower. When they're done, ask them what they liked about working as a team—just like the PJ Masks. *Was it fun? Did you help each other? Was it easier to build the tower together?* Explain that working as a team can help you succeed faster and with more fun.

Next, distribute the activity sheet and read the directions aloud. Children will work with their partners to count the number of blocks between Catboy, Owlette, and Gekko (who are on the ground) and Romeo's Flying Factory (in the air). Each team should use their blocks or other manipulatives to display the number they have counted on the sheet. Have teams share their answers.

ACTIVITY 2 Power Up, Heroes!

In this activity, children will create their own hero masks. To begin, ask children, *What is a hero?* Have the children share their ideas. Next, ask them to focus on the characteristics of a hero. *How do they act? How do they help others?*

Explain that an everyday hero is someone who helps others. Have the children share ways in which they act like a hero every day, for example, by being kind, helping a friend, or working together with others.

Next, reinforce the hero theme by distributing the blank mask activity sheets, inviting the children to decorate their own hero masks. Provide them with crayons, markers, paint and paintbrushes, pom poms, glue, or other craft supplies to decorate their masks. Ask the children to create a hero name and help them write it on the sheet.

To extend the activity, ask the children to brainstorm a story about an adventure their heroes have with the PJ Masks trio. When they're done, the children can draw a picture about the story or a picture of themselves as heroes.

ACTIVITY 3 Power Up from Day to Night!

The PJ Masks are regular kids by day and heroes by night. In this activity, the children will sort items into categories, inspired by the concepts of day and night. To introduce these ideas, ask the children to name things they do during the day (for example, go to school, eat lunch, play on the playground, etc.). Then ask for ideas of what kids do at night (eat dinner, put on their pajamas, get a good night's sleep, etc.).

Next, distribute the activity sheet, which features pictures of a sun (day) and a moon (night). Have children use a crayon or marker to circle the things they use during the day and have them put a square around the items they use at night. As an extension, ask the children to draw a picture of themselves as a regular kid during the day and a hero at nighttime. Have the children share their drawings and explain what changes they make when becoming a hero and why?

Answers: Sun – ball, bike, backpack; Moon – bed, pajamas, lamp

RESOURCES

Pjmask.com
Ymiclassroom.com/pjmask






Activity 1

REPRODUCIBLE ACTIVITY MASTER

Power Up Teamwork!

Catboy, Owlette, and Gekko are the PJ Masks. They need your help! Count the blocks to help the heroes get to Romeo's Flying Factory so they can stop his nighttime naughtiness!



How many blocks did you count?



Families:

Power Up! your little heroes for even more adventures in friendship and teamwork. Tune in to a new season of



on Disney Junior!

Activity 2

REPRODUCIBLE ACTIVITY MASTER

Power Up, Heroes!



The PJ Masks are regular kids by day and heroes by night.
You can be a hero, too. Color your own hero mask!



What would your hero name be? Write it here:



Families:

Power Up! your little heroes for even more
adventures in friendship and teamwork.
Tune in to a new season of



on Disney Junior!



© 2021 YMI, Inc.



PJ Masks © Frog Box/Entertainment One UK Limited/Walt Disney EMEA Productions Limited 2021

Activity 3

REPRODUCIBLE ACTIVITY MASTER

Power Up from Day to Night!



In *PJ Masks*, Catboy, Owlette, and Gekko are regular kids by day. At night, they work as a team to help friends and solve problems.




What do you do during the day?

Circle the things you use during the day.



What do you do at night?

Draw a square around the things you use at night.



Families:

Power Up! your little heroes for even more adventures in friendship and teamwork. Tune in to a new season of



on Disney Junior!

PJ Masks, they're on their way... into the night to save the day!

Grab your PJs and get ready to join the PJ Masks on their **SUPER** adventures. Together, Catboy, Owlette, and Gekko—regular kids by day—work as a team to help friends and solve problems. **Power Up!** your little heroes for even more adventures in friendship and teamwork. Tune in to a new season of *PJ Masks* on Disney Junior!



Dear Parents and Caregivers,

Your children are working on lessons to **Power Up!** their friendship, teamwork, and imaginative play, as well as problem-solving, counting, and social-emotional skills, with help from hero friends the PJ Masks and activities from the curriculum specialists at Young Minds Inspired.

To support these lessons, ask your children about the activities they did in school and try out the extension activities below as a family.

- ***Be a hero in your town!*** As a family, identify something in your community that needs your help. For instance, you could decide to pick up litter in a nearby park, set up recycling bins at home, or bring food and toys to pets at the local animal shelter. Then make a plan to put your ideas into action. For more help in finding family-friendly volunteer opportunities near you, check out doingoodtogether.org.



- ***Form a hero fam!*** Over dinner, play a cooperation game where family members brainstorm together to solve a problem, just like the PJ Masks. For example, pretend you need to rescue a kitten from a tree. What steps do you need to take to save the day? Or you could plan how to help cheer up a friend who is feeling sad, or what to pack in a beach bag for a family day trip. Go around the table asking each family member to contribute an idea to help you succeed on your mission.
- ***Save the Day from 1 to 10!*** Go around the dinner table and have each family member add an item to a list, counting out each until you get to ten. You can start with 10 things a hero needs (a mask, a cape, a vehicle). Then move on to 10 ways to be a good friend or 10 foods that can help you *power up* with energy.

Want more ideas? After watching an episode of *PJ Masks* on Disney Junior, start a discussion using one of these prompts:

1. Identify a moment where Catboy, Owlette, and Gekko are being good friends to each other. Why was friendship important to save the day?
2. Brainstorm ideas on alternate ways that Catboy, Owlette, and Gekko could have solved a problem during the episode. Get creative—the sillier the solution, the better!
3. Share a problem you've faced as a grown-up and ask your child how they would solve the problem. Work together to decide on the best solution.

**To stay powered up
on all things
PJ Masks, subscribe
to the Super
Fan Newsletter:
[pjmask.com/
newsletter/](http://pjmask.com/newsletter/)**