

BELIEVE IN THE MAGIC

Dear Educator:

One of the best-loved movies of all times is capturing hearts in a whole new way: as a hit Broadway musical! Now beginning its fourth acclaimed year at the historic New Amsterdam Theatre on 42nd Street, **MARY POPPINS** has dazzled and delighted almost two million people.

Disney On Broadway invites you to **add the magic of live theatre to your class plans with special group discount tickets to this Tony Award®-winning musical. Call today to learn more about creating a magical group experience for your students—800-439-9000.**

See for yourself how **MARY POPPINS** can enhance your curriculum with this free class activity pack, created by Disney On Broadway in cooperation with the award-winning curriculum specialists at Young Minds Inspired. Inside you'll find standards-based activities in language arts, social studies, visual arts, and music and dance, along with a special limited-edition wall poster for your classroom. Please be sure to photocopy the activity pages to share with colleagues before you put your poster on display.

The start of a new school year is the perfect time to schedule a Broadway field trip, so **don't miss this chance to give your students a theatrical learning experience they will remember all their lives.**



JOIN US!
Teacher
Appreciation
Nights
October 8 & 15

You and a guest are invited to join us for **FREE** on **Thursday, October 8** or **Thursday, October 15** at a performance of **MARY POPPINS**. Come and experience Broadway's perfectly magical musical firsthand so you can better incorporate this guide into your lessons and plan a future trip for your class. Space is limited, so please reserve your magical experience now. RSVP to groupsales@disneyonbroadway.com.



is the only company developing free, innovative classroom materials that is owned and directed by award-winning former teachers. Visit our website at www.ymiclassroom.com to send feedback and to download more free programs. For questions, contact us at 1-800-859-8005 or e-mail us at feedback@ymiclassroom.com.



SHOW SYNOPSIS

It's the turn of the 20th century in London, and 17 Cherry Tree Lane is in desperate need of help! With yet another nanny fleeing the premises, Jane and Michael Banks wish for a "perfect" replacement. Amid the protests of their worried mother and stern father, Mary Poppins magically appears. The original super-nanny proceeds to turn the household upside-down in an attempt to whip its residents into tip-top shape. A bewitched nursery, surprising adventures in the park, and an unauthorized trip to the bank show the children another side of their father and remind George Banks about something long forgotten, yet vitally important.

LANGUAGE ARTS ACTIVITIES

- When Mary Poppins takes Bert and the children into the magical world of the paintings in the park, all of the characters leap into imagination. Have students look at landscape paintings and write a story about what it would be like to be in one of the paintings.
- Have students hone their debate skills by presenting opposing opinions to questions like: Are chores important for children? Should we have homework? What is the most important lesson the Banks children learned from Mary? The most important lesson their parents learned?
- Mary tells the children that objects around us can seem magical if we let them. Have students write a short story about an object they use every day. What magical properties could it hold? How might it help or harm people?
- A story has a beginning, middle, and end, but a character's life continues after the curtain falls. Ask students to write their own play describing what happens to one of the **MARY POPPINS** characters after the ending.
- Richard Sherman, one of the play's songwriters, said, "When Mary Poppins takes the children into the

DID YOU KNOW?

Mary flies out 110 feet through the house of the New Amsterdam Theatre. In the play's three years on Broadway, Mary has traveled more than 24 miles over audiences' heads.

DID YOU KNOW?

Three boys and three girls are always employed to play Jane and Michael Banks. They have tutors while in rehearsal and are required to do schoolwork when they are not on stage.

world of fantasy, we wanted the children to have something to bring back with them, a talisman." That is how the word *supercalifragilisticexpialidocious* was born. Have students define *talisman*. Then have them write a one-sentence description of a joyful moment in their lives and five adjectives that describe that moment. Finally, have them break up those words and reassemble them to create their own talisman.

SOCIAL STUDIES ACTIVITIES

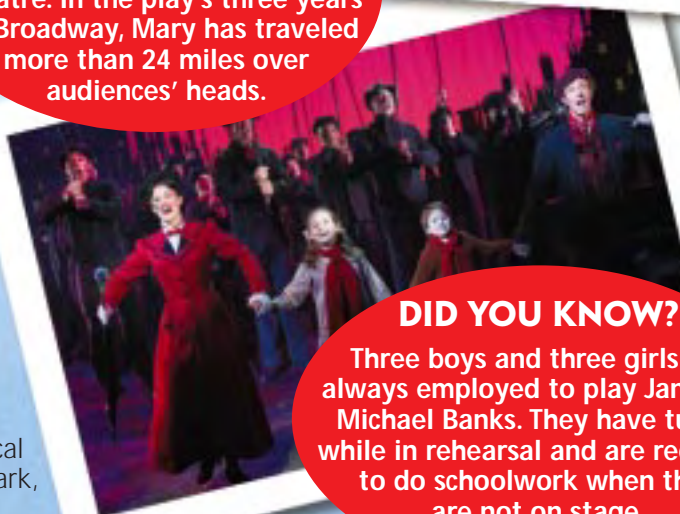
- **MARY POPPINS** takes place in London in 1910, when everyone got their news from the newspaper. Have students create their own 1910 newspaper and include articles about the role of women and children in British society and Britain's place in the world. Ask them to include their own advertisement for a new nanny.
- During the early 20th century, the rooftops of London were the chimney

sweeps' kingdom. Many young boys took on this dangerous job because it was easy for them to get inside the chimney. Have students research the lives, dangers, and urban legends surrounding the job of a chimney sweep and write a job description for a chimney sweep that might be posted on an Internet job site.

- In Edwardian England, everyone had his or her place in society. There was the upper class (royalty, nobility, and very rich); upper-middle class (wealthy bankers, lawyers, doctors, merchants); lower-middle class (shopkeepers, managers, civil servants, small manufacturers); working class (chimney sweeps, farmers, factory workers, house servants), and lower class (the homeless and destitute). Ask students to draw parallels to classes in today's society.

VISUAL ARTS ACTIVITIES

- **MARY POPPINS** was a book, a film, and now a Broadway musical. Brainstorm the differences and similarities of these art forms. Use a Venn diagram to depict these ideas. Lead a discussion about the opportunities and limitations of each of these media and how they affect the way the story is told.
- In the show, Mary flies, a bed appears out of thin air, and toys come to life. Ask students to become theatre artists and brainstorm ways they could create these "magical effects" on the stage.
- The job of a set designer like Tony Award®-winner Bob Crowley is to create the physical world of the play or musical. Have students create a poster of a setting of their own imagination based on what they have learned about early 20th-century London.



MUSIC & DANCE ACTIVITIES

- Songs let us know more about the characters' thoughts, feelings, and actions. Play one or more of the songs from **MARY POPPINS** for the class and ask students to write what it tells them about the characters and how they think the song moves the story forward.
- Tell students that the word choreography comes from two Greek words: "khoros" or "dancing," and "graphia" or

writing. So, choreography means dance writing—using dance to tell a story. Ask students to develop dance movements, gestures, or body language that portray happiness, sadness, anger, courage, and wonder.

- Have students create a short dance with a beginning, middle, and end based on one of the scenes and characters. They can either use music from the show or music of their choice. Suggest that they consider how the character changes in the scene and how that change

can be depicted in movement.

- The song "Step in Time" is a spectacular tap dance number in **MARY POPPINS**. Ask students to learn about these tap dance steps—the shuffle and the flap—and try doing eight counts of each, alternating feet. They can even try shuffling or flapping to the side or back. If they have the music to "Step in Time," they can create their own tap choreography.

ADDITIONAL RESOURCES

- Download the Complete Study Guide to **MARY POPPINS** for free: www.marypoppins.com/studyguide
- *How Does The Show Go On? An Introduction To The Theatre*, by Thomas Schumacher, Producer of the Tony Award®-Winning Broadway Musical, **THE LION KING**, with Jeff Kurti. Disney Editions, 2007.
- **MARY POPPINS** *Anything Can Happen If You Let It, The Story Behind the Journey from Books to Broadway*, by Brian Sibley and Michael Lassel. Disney Editions.
- *The New Amsterdam, The Biography of a Broadway Theatre*, by Mary C. Henderson. Hyperion.

National Standards Met By Suggested Activities For MARY POPPINS			
Language Arts	Writing strategies to target specific audiences	Practicing effective, purposeful communication	Understanding the human experience through literature
Social Studies	Understanding family life in different time periods	Describing urban life in various cultures in history	Comparing key elements of family life as affected by various cultural factors
Visual Arts	Tailoring media approaches to communication goals	Describing how expressive features can create responses	Comparing art forms that share subject matter or cultural context
Music and Dance	Creating and arranging music to accompany performances	Perceiving diverse cultures through music comprehension	Describing how music relates to other educational disciplines

THE HISTORIC NEW AMSTERDAM THEATRE


When the New Amsterdam Theatre first opened its doors to the public in October 1903, it was the most anticipated event of the Broadway season. Today, a visit to the New Amsterdam Theatre provides guests with a unique opportunity to experience its beautifully restored art and architecture.

Nicknamed "The House Beautiful," the building is considered to be the first in the United States to employ Art Nouveau decoration. The ornate interior includes plaster relief panels with scenes from Shakespeare and Wagner, elaborate murals of "Creation" and "Inspiration," and terra cotta relief panels depicting themes like "Progress."

The Ziegfeld Follies called the theatre home from 1913 until 1927, and during that time such stars as Fred and Adele Astaire, Will Rogers, W.C. Fields, Fanny Brice, and Bob Hope debuted on its stage. When the Great Depression began taking its toll on live theatre, the New Amsterdam (along with most of 42nd Street) was converted into a movie house and remained as such through the 1970s, when it was abandoned and fell into disrepair.

When The Walt Disney Company began its renovation of the theatre in 1995, exposure to the elements had taken

its toll: mushrooms with caps the size of large dinner plates and a tree were growing out of the orchestra pit, and frozen waterfalls had fallen where the box seats once hung. After two solid years of renovation, the New Amsterdam Theatre re-opened as a world-class theatre. All of the original decorative murals, terra-cotta balustrades, bas reliefs, carved wood paneling, and Art Nouveau details have been restored. At the same time, modern stage lighting, rigging, and sound systems were subtly added, making it possible for *Mary Poppins* to amaze audiences as she soars over their heads at each performance.




PRODUCE A
DISNEY SHOW IN YOUR
SCHOOL! LEARN HOW AT

DISNEY
MUSICALS.COM



90 Crown Street
New Haven, CT 06510



STUDENT GROUPS SAVE UP TO \$50* PER TICKET!

(on select performances through May 2010)

- Free Group Leader Tickets
- Study Guides Available

**CALL TODAY TO LEARN ABOUT CREATING
A MAGICAL GROUP EXPERIENCE: 800-439-9000**

GROUP ADD-ONS

Make your Broadway experience even more magical with these unique educational opportunities.

DISNEY ON BROADWAY WORKSHOPS

Join a professional actor from *MARY POPPINS* and a staff member from Disney On Broadway's Education Team for a unique interactive workshop!

- Rehearse vocals, choreography, or actual scenes from *MARY POPPINS* and then share your work with each other and the teaching team.
- Gain a behind-the-scenes perspective and learn about the life of a Broadway professional during an intimate Q&A with your workshop leaders.

All workshops are available in 1-hour or 90-minute sessions.

DISNEY ON BROADWAY POST-PERFORMANCE TALK-BACKS

Following the performance, join a *MARY POPPINS* company member for a 15-minute Q&A and learn more about the production, the story, and what goes on behind the scenes.

NEW AMSTERDAM THEATRE TOURS

This hour-long tour of the historic New Amsterdam Theatre includes insider information about the landmark building as well as a sneak peek behind the scenes of *MARY POPPINS*.

Call today to learn about adding these experiences to your *MARY POPPINS* group.

* **TERMS AND CONDITIONS** applicable to all Group Sales Discounts: Discount stated applicable for orchestra/front mezzanine seats only. Other discounts may apply for other seats. Groups can save \$50 per ticket on select performances of *MARY POPPINS*. Please ask for complete details. The Student Group Balcony rate of \$39 is available on Wednesday Matinees only from April 11 – May 30, 2010 and while availability lasts.

ALL SALES FINAL. No exchanges or refunds. Not all seats are discounted. Blackout dates and other restrictions may apply. Dates, times, prices, payment policies, and cast are subject to change without notice. Discounts and offer are for groups of 15 or more. Discount and offer may be revoked without notice. Prices include \$1.50 facility fee per ticket to which discount does not apply.

Complimentary ticket offer applicable on all performances. One complimentary ticket per 20 paid tickets. Not to exceed 4 complimentary tickets per order. Offer may be revoked at any time without notice. Blackout dates and other restrictions may apply. Study guide available while supplies last. One study guide per student group.



**ALSO FROM
DISNEY ON BROADWAY**





BELIEVE IN THE MAGIC

Disney and CAMERON MACKINTOSH present

MARY POPPINS

BROADWAY'S PERFECTLY MAGICAL MUSICAL

It isn't every day that a whimsical nanny soars in on a mysterious breeze and changes your life. That is, unless you live at 17 Cherry Street Lane. Every day is filled with joy, laughter, and love—and every night is spent dancing on the rooftops of London. So believe in the magic of *MARY POPPINS* and fly away to a place where anything can happen if you let it.