

More Fun with Games

Dear Educator:

Youth Media International and Milton Bradley® have teamed

up to create an exciting program for your classroom—*More Fun with Games*.

The activities are designed to help stimulate the cognitive and social development of preschoolers in lots of fun ways.

Many of the classroom activities are based on the familiar characters

you may recognize from classic Milton Bradley games like *Hi Ho! Cherry-O*®. Others feature new characters, such as *Elefun*, the elephant, and Professor Oliver Owl from the new *ABC Song Game*, that were specifically created to engage and educate children. All the activities in the program help reinforce the valuable learning that preschoolers get from playing board games with their friends and family. The classroom activities promote:

- Cognitive skills such as color, number and letter recognition
- Positive social interaction
- Language development
- Gross and fine motor skills
- Communication between school and home
- Parental involvement in their child's development

Each program kit comes complete with:

- Three reproducible activity masters. Please share these with other educators.
- A colorful wall poster — also a great activity for your classroom
- A parents' tear-off pad with a coupon to purchase selected Milton Bradley games.

To ensure that you receive future mailings, please return the enclosed reply card.

Sincerely,

Roberta Nusim

Roberta Nusim




Activity 1

As Easy as 1, 2, 3!

This activity is based on the classic counting game *Hi Ho! Cherry-O!* that lets each child try to be the first to pick cherries off a tree, filling their buckets with one, two, three or four cherries.

Give students a copy of the activity master. Have students draw a line matching a tree with a basket with the same number of cherries in it. Tell them that when they make the match they should call out *Hi Ho! Cherry-O!* Have older students write the number of cherries near the basket. Of course, let students color their cherry orchard.

Extended Activity: Bring in baskets and have children bring in fruit. You can play adding and subtracting games by putting fruit in and taking fruit out of the baskets. Then share the fruit for a snack.



Activity 2

Help Elefun Catch Some Fun!

This activity captures the spirit of *Elefun*, the great new action game that challenges kids to catch colorful butterflies blown out the elephant's trunk. The game develops motor skills and encourages a self-directed play pattern for up to four players.

For this activity, help preschoolers with size relativity and color recognition. Read the directions aloud and have kids color the butterflies the specified color according to size. Tell them to color the elephant any way they want.



Extended Activity: Teach a lesson about the types of butterflies and how they come from caterpillars.

Activity 3

Now I Know My ABC's



This activity is based on the *ABC Song Game*—the fun musical adventure game that teaches preschoolers their ABCs and how to recognize letters. In the game, there are three levels of play, targeting differing abilities.

Singing—always a fun activity for preschoolers and owls alike—is a major part of this activity. Tell students that they should find the picture on the bottom that begins with one of the letters on the top. Tell them to draw a line from one to the other. They can also color the pictures and matching letters for an extension of this activity. When they're done they should start singing the alphabet song.

Extended Activity: Have students pick a letter and think of all the words they know that begin with that letter. Then have them put the words together into a story and set the story to music (as only preschoolers can!).



Activity 4

The Poster—Professor Oliver Owl's Letter of the Week

Display the poster prominently and use it as an ongoing activity. Tell students that the class is going to feature a letter of the week and that you need their help. Ask them to bring in a picture of something that begins with the letter of your choice or have them draw a picture. Attach it to the poster so they see all the things that begin with that letter. Have students sing the ABC song when they are coloring and posting their letter of the week artwork.







Youth Media International Ltd.
P.O. Box 1129, New York, NY 10163
(212) 286-1000
www.youthmedia.com



Hi Ho! Cherry-O®

As Easy as 1, 2, 3!



Color the page.

Count the cherries in each tree.

Which basket has the same number of cherries as the tree?

Draw a line from each tree to the basket that has the same number of cherries in it.



Activity
2

Reproducible Master


Catch Some Fun!

Elefun™



Help the baby elephant catch butterflies!

Color the biggest ones yellow.
Color the smallest ones blue.
Color middle-sized ones green.




**Thanks for
your help!**



Now I Know My ABC's

ABC SONG GAME

Matching makes me want to sing!!!
How about you?



Let's hear you sing now!



A B C D E F

Oliver Owl's Letter of the Week!



Z

Y

X

W

V

U

T

S

R

Q

P

O

N

G

H

I

J

K

L

M

