Clean! Treat! Protect!

1. Clean

Wash your hands thoroughly before treating the wound. Clean the wound with water to remove germs, dirt, and small stones.

2. Treat

Apply an antibiotic like NEOSPORIN® First Aid Antibiotic Ointment to the wound one to three times daily to help prevent infection and to help minimize the appearance of scars.

3. Protect



Keep the wound covered with a BAND-AID® Brand Adhesive Bandage to create an optimum healing environment. Check the wound daily to monitor healing.

1

Take the NEOSPORIN® Challenge!

Read these facts and take the challenge if you dare!

It's a Fact: The skin is the largest body organ.

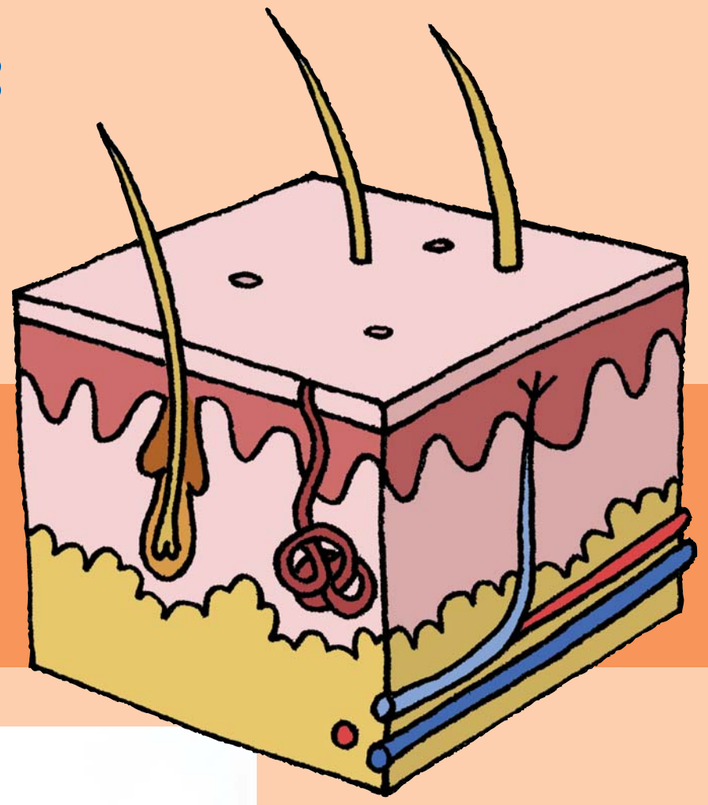

The NEOSPORIN® Challenge:
Can you mold clay into skin? Try making a sandwich of your own knee!

2

It's a Fact: Blood is made of plasma and blood cells.

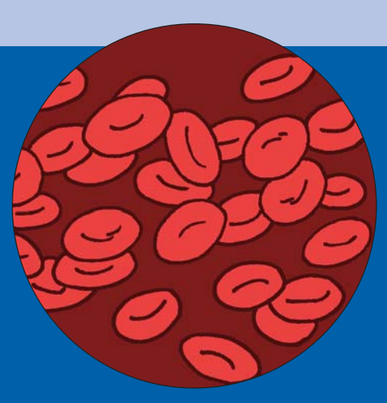



The NEOSPORIN® Challenge:
If blood is red, why are your veins blue? Find out why you're so colorful! (Use these websites about light and color to give you some clues: **www.exploratorium.edu/snacks/glue_stick/index.html**, or **www.opticsforkids.org**)

Infection has set in if your wound starts to look red and swollen. If this happens, ask an adult for help. You may need to see a doctor!

It's a Fact: There are thousands of species of bacteria but there are only three basic shapes. Most bacteria can divide every 20 minutes and can multiply 32 times in 100 minutes.

The NEOSPORIN® Challenge:
Are all bacteria bad? If bacteria are everywhere, how come we aren't sick all the time? And the big question: Can *you* survive the bacteria taggers? Grab your NEOSPORIN® First Aid Antibiotic, and good luck!







4

www.neosporin.com
www.band-aid.com

© Johnson & Johnson Consumer Companies, Inc. 2007
Teaching materials © 2007 YMI, Inc.