

## Dear Educator,

Get ready to welcome the lovable children's film and book character, Paddington Bear, into your classroom with this free **Paddington** educational program from The Weinstein Company, Anchor Bay Entertainment, and the award-winning curriculum specialists at Young Minds Inspired (YMI).

This program is based on the upcoming April 28, 2015 DVD release of the delightful, live-action film, **Paddington**, starring Hugh Bonneville, Sally Hawkins, Julie Walters, Jim Broadbent, Peter Capaldi with Nicole Kidman and Ben Whishaw as the voice of Paddington. The highly-anticipated DVD release of **Paddington** brings a hilarious and modern-day spin to the remarkable adventures of this iconic bear from the jungles of Peru.

Program activities support Common Core English Language Arts Standards for grades K-3 and promote critical thinking skills as well as encourage parent participation through special take-home components for extended student learning, reading practice, and story-telling. Viewing the DVD is not necessary, but will enhance the learning.

We hope that you will share this program with other teachers at your school. Although the materials are copyrighted, you may make as many copies as needed for educational purposes. Please use the enclosed reply card or comment online at [ymiclassroom.com/feedback-paddington-dvd](http://ymiclassroom.com/feedback-paddington-dvd) to provide feedback. We depend on your input to continue providing free educational programs that make a real difference in students' lives.

Sincerely,



Dr. Dominic Kinsley  
Editor in Chief  
Young Minds Inspired

**YMI** is the only company developing innovative, free classroom materials that is owned and directed by award-winning former teachers. Visit our website at [www.ymiclassroom.com](http://www.ymiclassroom.com) to send feedback and download more free programs. For questions, contact us toll-free at 1-800-859-8005 or by email at [feedback@ymiclassroom.com](mailto:feedback@ymiclassroom.com).

# PADDINGTON™

## TARGET AUDIENCE

Elementary school students in grades K-3 and their parents.

## PROGRAM OBJECTIVES

- To strengthen student vocabulary skills and understanding of story development.
- To promote critical thinking skills by encouraging students to make connections between the movie's themes and their own experiences.
- To encourage visual literacy skills, including the understanding of how visuals support the interpretation of story nuance, action, characters, setting, and plot.

## PROGRAM COMPONENTS

- This one-page teacher's guide.
- Three reproducible activity sheets.
- A colorful classroom poster.
- A reply card for your comments, or comment online at [ymiclassroom.com/feedback-paddington-dvd](http://ymiclassroom.com/feedback-paddington-dvd)

## HOW TO USE THIS PROGRAM

Photocopy the teacher's guide and activity sheets. Display the poster, referring to it often throughout the program. Schedule the activities to fit in with your existing ELA curriculum studies. Direct students to take completed activity sheets home to share the *Paddington At Home* sections with parents.

Start by reading the original story of *A Bear Called Paddington* by Michael Bond aloud to students. Follow up by reading the **About Paddington** section of this guide, which introduces the new movie. Challenge students to make predictions about how Paddington's new adventures might turn out.

## STANDARDS ALIGNMENT

Review how these activities align with Common Core English Language Arts Standards at [ymiclassroom.com/paddington-dvd](http://ymiclassroom.com/paddington-dvd).

## ABOUT PADDINGTON

**Paddington** has already become an instant family classic! This iconic bear's experiences with his new family are instantly relatable to kids, as he learns to brush his teeth and eat in a restaurant — all of which Paddington does in his own unique and charming way.

Paddington has grown up deep in the Peruvian jungle with his Aunt Lucy who, inspired by a chance encounter with an English explorer, has raised her nephew to dream of an exciting life in London. When an earthquake destroys their home, Aunt Lucy decides to smuggle her young nephew on board a boat bound for England to search for a better life. Arriving alone at Paddington Station, Paddington soon finds that city life is not all he had imagined — until he meets the kindly Brown family, who find him with a label tied around his neck which reads, "Please look after this bear. Thank you." They offer Paddington a temporary home while he searches for the explorer who impressed Aunt Lucy all those years before.

But when Paddington catches the eye of a sinister taxidermist, it isn't long before his home — and his life — are in danger!

## ACTIVITY ONE

Distribute the activity sheet and read the information and directions out loud together. Review the story concepts of *beginning*, *middle*, and *end*. Remind

students that film stories have a beginning, middle, and end, just like written stories. Direct students to color and match the images and sentences as follows: Beginning: 2, Middle: 1, End: 3

When students have completed the matching activity, have them take turns telling the story to a partner. They should use their imaginations as well as the sentences and pictures to narrate the action. Challenge older students to write their story, complete with a title, on a separate sheet of paper.

## ACTIVITY TWO

Before distributing the activity sheet, explain to students that, just like in books, pictures in films and DVDs help us identify details that give information about a story setting. Filmmakers use imagery to guide our expectations and also to surprise us when, on occasion, events occur that seem out of place.

Distribute the activity sheets, and challenge students to determine facts about the setting from the pictures. For example, does this part of the story action occur in Peru? In London? On a train? At the Brown's home? Have students cite visual evidence from the image to explain their responses. For example, students may cite people and objects in the picture, what people are wearing, or actions that are occurring in the image. Then, guide students to the conclusion that the scene shows Paddington caught in the crowd as he arrives at Paddington Station after traveling all the way from Peru.


Next, have students share their thoughts about what Paddington might be thinking or how he might be feeling in this picture. Again, have students cite evidence based on Paddington's expression and the setting. For example, is Paddington happy? Excited? Afraid? Worried?

Now have students complete the activity as directed.

## ACTIVITY THREE

Distribute the activity sheet and read the directions with students. Have them complete the activity and review their findings with one another.

Then, direct students to take the activity sheet home to challenge parents to find the differences between the images.



## RESOURCES

[www.paddington-movie.com](http://www.paddington-movie.com)  
[www.ymiclassroom.com/paddington-dvd](http://www.ymiclassroom.com/paddington-dvd)



TWC-DIMENSION

ANCHOR BAY  
ENTERTAINMENT

© 2014 StudioCanal S.A. All Rights Reserved. PADDINGTON BEAR™, PADDINGTON™, AND PB™ ARE TRADEMARKS OF PADDINGTON AND COMPANY LIMITED. WWW.PADDINGTON.COM

# ACTIVITY 1

# ONCE THERE WAS A BEAR

Travel with Paddington Bear as he takes a wild journey from the jungles of Peru all the way to London, England in the magical adventure film, **Paddington**.

Paddington arrives in London alone and scared. But the Brown family is kind and lets him stay with them while he searches for the English explorer who became a friend of his family in Peru. The Browns have no idea what is in store for them with Paddington staying in their home!

Here are some pictures from **Paddington**. They show a very funny event that occurs in the Brown family's bathroom. But the pictures are out of order! Can you find the *beginning*, *middle*, and *ending* pictures?


First, color the pictures and write the correct number in the spaces below.

Beginning \_\_\_\_ Middle \_\_\_\_ Ending \_\_\_\_


When you're done, use the pictures to tell this funny story!



1



2



3



## PADDINGTON AT HOME

Practice your story-telling smarts! Take this sheet home, and tell your version of this story to your parents. Then go online with your parents to [ymiclassroom.com/paddington-dvd](http://ymiclassroom.com/paddington-dvd) to watch the real scene from the movie, **Paddington**, to find out what actually happens in the film!




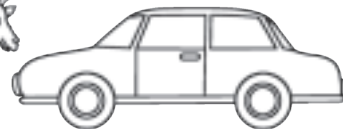
# ACTIVITY 2

# A BEAR ABOUT TOWN

In the new DVD of the magical adventure film **Paddington**, Paddington Bear finds out just how busy London, England really is. It sure doesn't look like his home in the jungles of Peru! But soon he feels right at home, taking in all the sights and sounds of the city!

This picture from the DVD shows Paddington at the busy London train station. The small pictures at the bottom of the page show more items you would find at the station and some that do not belong there.

Color the small pictures and circle the items that Paddington might see at the famous London train station. Mark an X on items that do not belong at Paddington Station. Then watch **Paddington** on DVD to find out if you were right!



## PADDINGTON AT HOME

This picture of Paddington is like a photo you would take on a special trip. At home, look through your own family vacation photos with a parent. Together with your family, name objects and other details about the area featured in the photo. What do these details help you understand about the location? What clues do they give about other things you could expect to see or discover there?

© 2014 StudioCanal S.A. All Rights Reserved. PADDINGTON BEAR™, PADDINGTON™, AND PB™ ARE TRADEMARKS OF PADDINGTON AND COMPANY LIMITED. WWW.PADDINGTON.COM

TWC-DIMENSION


**PADDINGTON DVD IS AVAILABLE APRIL 28, 2015! VISIT [WWW.PADDINGTON-MOVIE.COM](http://WWW.PADDINGTON-MOVIE.COM) TO LEARN MORE!**

PADDINGTON IS RATED PG FOR MILD ACTION AND RUDE HUMOR.

# ACTIVITY 3

# A TALE OF TWO BEARS

Are you seeing double? Maybe.....and maybe not! Here are pictures of a story scene from the DVD of the magical adventure film **Paddington**. In this scene, Paddington is flying through the streets of London. Can you spot the differences between the two pictures?

Then use a pencil to circle the differences you find in Scene Two!



## PADDINGTON AT HOME

Do you think your parents can spot the differences between the two scenes? Take this activity sheet home and find out! (Don't forget to erase your circled answers first!)

© 2014 StudioCanal S.A. All Rights Reserved. PADDINGTON BEAR™, PADDINGTON™, AND PB™ ARE TRADEMARKS OF PADDINGTON AND COMPANY LIMITED. WWW.PADDINGTON.COM

TWC-DIMENSION


**PADDINGTON DVD IS AVAILABLE APRIL 28, 2015! VISIT [WWW.PADDINGTON-MOVIE.COM](http://WWW.PADDINGTON-MOVIE.COM) TO LEARN MORE!**

PADDINGTON IS RATED PG FOR MILD ACTION AND RUDE HUMOR.