


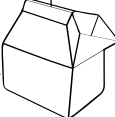

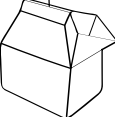

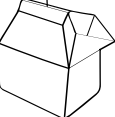

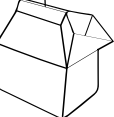

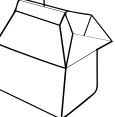

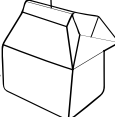



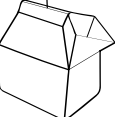

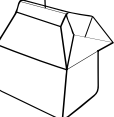

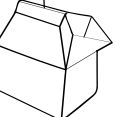

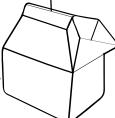

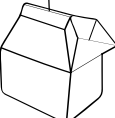

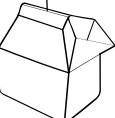

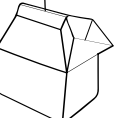

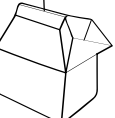

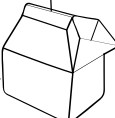

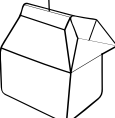

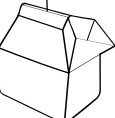

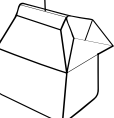

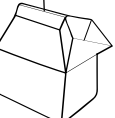

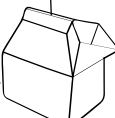

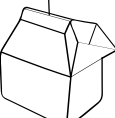

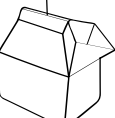

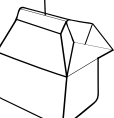

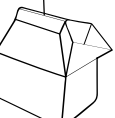
LET'S ADD IT UP!



Part 1

How many milk and juice cartons do you use each week at school? Let's find out!

Every day, for one school week, color in the number of milk or juice cartons you use. For example, if you used two juice cartons and one milk carton on Monday, you would color in three cartons. (You might need to ask your parents to help.)

MONDAY	 	 	 	 	 	DAILY TOTAL
TUESDAY	 	 	 	 	 	DAILY TOTAL
WEDNESDAY	 	 	 	 	 	DAILY TOTAL
THURSDAY	 	 	 	 	 	DAILY TOTAL
FRIDAY	 	 	 	 	 	DAILY TOTAL

Now, add up the number of cartons you used this week and write the number below.

I USED _____ CARTONS THIS WEEK.

Bring this sheet back to school. You and your teacher will have more fun with it.

Part 2

On the back of this page, draw a picture of how you can recycle cartons right in your own school cafeteria and classroom.