


Prepare with Pedro!



Hi! I'm Pedro!
I'm learning how
to prepare for
emergencies.



Prepare means “get ready.”

You get ready for things all the time — like when you put on a jacket and grab an umbrella to get ready for a rainy day.

I want to be ready for any emergency, so I'm learning how to stay safe when emergencies happen.



You can prepare
for emergencies, too!
Just follow me!

BEEP

BEEP

BEEP



Pedro heard a loud sound at his friend Mia's house.

“What's making that BEEP-BEEP-BEEP sound?” he asked.

“We're testing our smoke alarms,” said Mia. “Come on in and see!”




“My mom tests our smoke alarms once a month, and we practice our fire drill twice a year or more!”

“Why?” asked Pedro.

“To be prepared!” said Mia. “Smoke alarms warn us when there’s a fire and practicing our drill makes sure we can get outside where it’s safe quickly. We test our smoke alarms first, then we practice escaping when they beep. I’ll show you!”






“When a smoke alarm goes BEEP-BEEP-BEEP, you need to get outside in less than 2 minutes. Let’s practice!”



“If you see smoke, GET LOW AND GO!
Stay close to the floor where the air is cleaner.”

“When you get outside, go to your family meeting place and stay there so everyone knows you are safe.”



“Thanks, Mia,” said Pedro.

“I’m glad I learned what to do in case of a home fire. Now I know how to stay safe!”



Chill Out with Pedro!



Wow!
Practicing for emergencies is exciting. But it makes me feel nervous, too. So I take big, slow breaths to calm down.



Breathe in slowly through your nose, like me.



Then breathe out slowly through your mouth.

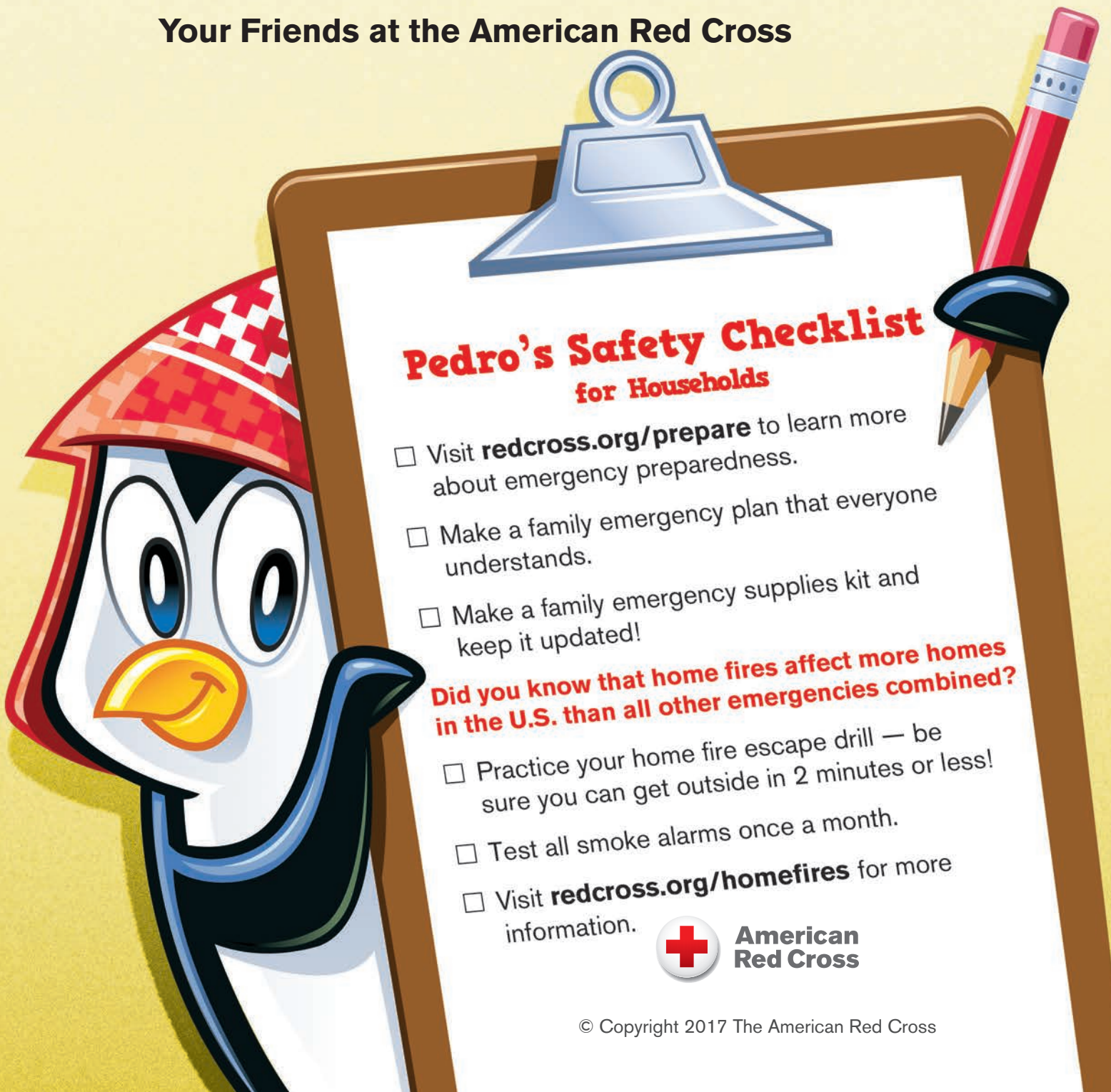
After just five or six breaths, I feel better and start to relax. Try it yourself and see!



Grown-ups —

We hope that your child has enjoyed learning how to prepare for an emergency. To learn more, please visit the American Red Cross website at [redcross.org/prepare](https://www.redcross.org/prepare). You will find advice on staying safe in all types of emergency situations, and directions for how to create an emergency plan and an emergency supplies kit to keep in your home. Join us and get your household Red Cross Ready!

Your Friends at the American Red Cross



Pedro's Safety Checklist for Households

- Visit [redcross.org/prepare](https://www.redcross.org/prepare) to learn more about emergency preparedness.
- Make a family emergency plan that everyone understands.
- Make a family emergency supplies kit and keep it updated!

Did you know that home fires affect more homes in the U.S. than all other emergencies combined?

- Practice your home fire escape drill — be sure you can get outside in 2 minutes or less!
- Test all smoke alarms once a month.
- Visit [redcross.org/homefires](https://www.redcross.org/homefires) for more information.



**American
Red Cross**