



# Celebrate Safely!

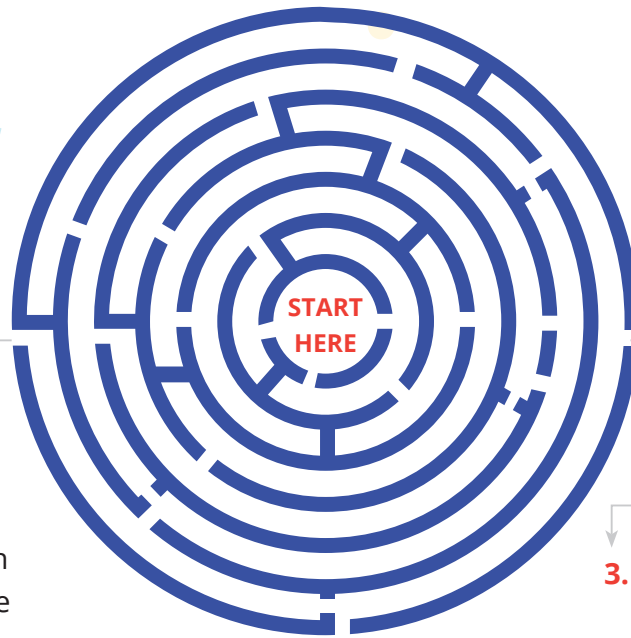
**Be Prepared. Be Safe. Be Responsible.**

Fireworks are an exciting part of every Fourth of July celebration, but with the colorful displays comes the potential for injury. Every year, hundreds of people end up in the emergency room due to injuries caused by the improper use and handling of fireworks.\* It's important to be prepared, be safe, and be responsible when enjoying fireworks. Use the fun activities in this guide to help you learn more about fireworks and how to celebrate safely this Fourth of July!

\*[cpsc.gov/Safety-Education/Safety-Education-Centers/Fireworks](https://www.cpsc.gov/Safety-Education/Safety-Education-Centers/Fireworks)

# Be Prepared!

Prepare for a fabulous Fourth of July this year! Can you find three “paths to preparedness” in the maze below? These three important steps will help you have the best Independence Day celebration on the block!



1. Great job! You found the path to a legal fireworks stand. The first step in being prepared for a fun Fourth of July is to purchase legal fireworks from a licensed outlet only.

3. You did it! The third path leads to happy pets! Fireworks can scare animals, so prepare to keep your pets safe by keeping them indoors during the show.

2. Way to go! You found the path to a safe celebration where fireworks are stored out of the reach of children. Only adults should light fireworks.



## Fireworks Fact!

Red, white, and blue?  
Fireworks weren't colorful until the 1800s, when Italian pyrotechnicians found out you could add metallic powders to create colors!\*

## Family Fireworks Fun

Plan ahead! Make a “Fourth of July Family Plan” for your celebration following the steps above. Go over the plan with your family members and guests so that everyone is prepared for a fun, entertaining, and safe Independence Day!

\*smithsonianmag.com/arts-culture/14-fun-facts-about-fireworks-180951957/



# Be Safe!



# 烟花

The Mandarin word for “fireworks” looks like this. Can you write this word on a sheet of paper?

Americans love celebrating our independence with fireworks. But did you know they were invented in China thousands of years ago?\* The earliest known fireworks were created by mixing saltpeter, charcoal, and sulfur, placing the mixture inside a hollow piece of bamboo, and heating it over a fire, where it would explode with a bang!

Fireworks are only fun if you are safe while enjoying them! Become a “safety sleuth” this Independence Day by using the numbers in the chart to decode each missing word in the following safety tips. Then, be sure to follow those tips to have a fun and festive Fourth of July!

- Set off fireworks \_\_\_ \_\_\_ \_\_\_ \_\_\_ \_\_\_ \_\_\_ \_\_\_ \_\_\_ only.  
15 21 20 4 15 15 18 19
- Keep a bucket of \_\_\_ \_\_\_ \_\_\_ \_\_\_ \_\_\_ nearby when lighting fireworks.  
23 1 20 5 18
- Only an \_\_\_ \_\_\_ \_\_\_ \_\_\_ \_\_\_ should touch or light fireworks.  
1 4 21 12 20
- Light \_\_\_ \_\_\_ \_\_\_ firework at a time.  
15 14 5
- Watch from a \_\_\_ \_\_\_ \_\_\_ \_\_\_ distance.  
19 1 6 5
- Never \_\_\_ \_\_\_ \_\_\_ \_\_\_ \_\_\_ \_\_\_ \_\_\_ a “dud.”  
18 5 12 9 7 8 20

1	2	3	4	5	6	7
A	B	C	D	E	F	G
8	9	10	11	12	13	14
H	I	J	K	L	M	N
15	16	17	18	19	20	21
O	P	Q	R	S	T	U
22	23	24	25	26		
V	W	X	Y	Z		



## Family Fireworks Fun

On July 2, 1776, delegates from 12 of the 13 colonies voted in favor of declaring independence from Britain. The next day, John Adams wrote a letter to his wife saying that he believed this important day would be celebrated annually throughout history with parades, games, sports, and “illuminations from one end of this continent to the other.”† A year later, the first organized Independence Day celebration was held on July 4, the day the Declaration of Independence was formally adopted by Congress.

Today, we celebrate in much in the same way as the founding fathers did, with games, parades, and fireworks. This year, celebrate by making kid-friendly fireworks — flameless sparklers! Check them out at [kidscraftroom.com/sparkler-firework-craft-for-kids/](http://kidscraftroom.com/sparkler-firework-craft-for-kids/).

### Fireworks Fact!

In 2018, about 278 million pounds of fireworks were used to light up the skies in the U.S.!\*\*



© 2020 YMI, Inc.



\* interestingengineering.com/the-history-of-fireworks-from-ancient-china-to-today


\*\* pyro.memberclicks.net/assets/docs/FactsandFigures/Fireworks%20Consump.%20Figures%202000-18.pdf

† history.com/news/july-4-fireworks-independence-day-john-adams



# You've Earned Your Badge!

You've done it! You've learned how to stay safe this Fourth of July and still have a blast!  
Use the template below to create your own unique badge so it reminds you to  
Be Prepared, Be Safe, and Be Responsible.



# Be Fireworks Safety Smart!

Are you savvy about fireworks safety? Imagine you are in charge of planning a Fourth of July celebration. Will your fireworks show be a dazzling display or a dreadful dud? Take this quiz to find out!

**Directions:** Write T for *true* or F for *false* beside each statement below, and then check your answers to see your score!

1. \_\_\_\_\_ Prepare for a safe Fourth of July by only purchasing legal fireworks from a licensed outlet.
2. \_\_\_\_\_ Fireworks should be stored where anyone can reach them quickly.
3. \_\_\_\_\_ Dispose of used fireworks by burying them in dirt.
4. \_\_\_\_\_ Fireworks should be lit one at a time.
5. \_\_\_\_\_ It's safe for children to light fireworks if there is an adult present.
6. \_\_\_\_\_ Fireworks that don't go off after being lit the first time can safely be relit a second time.
7. \_\_\_\_\_ Sparklers don't fly into the air, so it's OK to light them indoors.
8. \_\_\_\_\_ Buckets of water should be placed nearby where fireworks will be lit.
9. \_\_\_\_\_ Used fireworks can be left outdoors if it is raining.
10. \_\_\_\_\_ Fireworks should be viewed only from a safe distance.

**Score:** 10 correct — You are a fireworks safety expert!  
9 correct — You have fireworks safety smarts!  
8 or fewer correct — Brush up on your fireworks safety facts before celebrating this summer!

## Fireworks Fact!

Scientists are working to create fireworks that are safer for the environment. Check it out at [blogs.scientificamerican.com/guest-blog/green-fireworksenvironmentally-safe-that-is/](https://blogs.scientificamerican.com/guest-blog/green-fireworksenvironmentally-safe-that-is/).

## Family Fireworks Fun

Use your fireworks safety smarts as a family to organize a neighborhood Fourth of July party! Plan a parade, host a cookout, and bring your community together to celebrate America's birthday in a safe, responsible, and fun way.



**Answers:** 1, 4, 8, and 10 are true. Correct answers: 2. Fireworks should be stored only by adults in a safe, secure place. 3. Soak used fireworks in water. 5. Only adults should ever light fireworks. 6. Don't trust that fireworks will relight. 7. Sparklers should only be lit outdoors in a safe and open space. 9. Don't count on the rain; put the used fireworks in a bucket of water.



# Fireworks: Handle With Care

Each year in Washington, fireworks cause injuries and fires. Don't let your family become part of these statistics. Be prepared. **Be safe.** Be responsible.

## Number of fireworks-related injuries in 2019:

 **269** 

## Time most injuries occur:

9:00 p.m. to midnight



## Fires caused by fireworks in 2019:

 **80** 

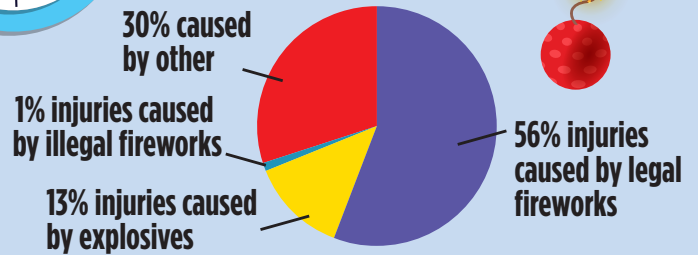
Total \$ loss = \$564,900

## Who gets injured?

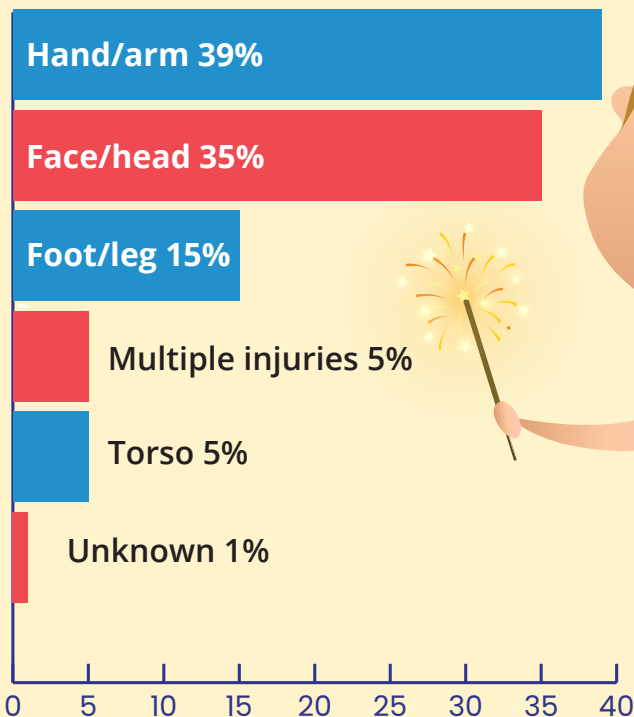


Children < 14 =  
28% of injuries

Males =  
71% of injuries



## Fireworks injuries by body part



## Top causes of injuries

1. Too close to or hit by fireworks or debris
2. Holding/leaning over fireworks
3. Lighting/relighting fireworks
4. Fireworks exploded/faulty fireworks



© 2020 YMI, Inc.

\* As reported by fire districts to the State Fire Marshal's office