



Dear Educators, Parents, and Caregivers,

Join Blue, Josh, and their friends as they celebrate friendship and music in the **Blue's Clues & You!** special, **Blue's Sing-Along Spectacular!** on Nickelodeon, Tuesday morning, July 14, at 9/8c. Preschoolers will have fun singing and dancing with Blue and her friends at their backyard concert as they use their problem-solving skills to figure out Blue's Clues. Along the way, they will learn about kindness, teamwork, and even the solar system!

Continue the fun with these engaging, educational activities from Nickelodeon and the curriculum specialists at Young Minds Inspired (YMI). Preschoolers will enjoy making their own music — just like Blue! — as they also practice developmental learning skills such as pre-reading, counting, sorting, and critical thinking.

Although this program is protected by copyright, feel free to make copies of the materials and share the program with other teachers, parents, and caregivers. And please let us know your thoughts on this program by visiting ymiclassroom.com/feedback-blue-clues. We depend on your feedback to continue providing free educational programs to support children's learning experiences.

Sincerely,



Dr. Dominic Kinsley
Editor in Chief
Young Minds Inspired



For questions, contact us toll-free at 1-800-859-8005 or by e-mail at feedback@ymiclassroom.com.



Blue's Clues & You!

Age Level

Children ages 2 to 5

Program Components

Visit ymiclassroom.com/blues-clues for downloadable PDFs and resources, including:

- A two-page instruction guide
- Three reproducible activity sheets
- A reproducible letter for parents and caregivers
- A curriculum standards chart
- Additional supporting resources and activities

What Preschoolers Will Learn

These activities will help reinforce:

- Friendship and kindness
- Music appreciation
- Pre-reading skills
- Critical-thinking skills
- Counting and sorting
- Motor skills and movement

How to Use the Activities

Download and photocopy this guide, the three activity sheets, and the family/caregiver letter. Prepare the materials for each activity in advance. Help children by reading each activity sheet to them.




Activity 1 Name That Song!

Materials needed: activity sheet, crayons

To start this activity, have a sing-along with the children. Start singing a favorite song. Encourage the children to join in. When you have finished the song, ask the children to share some of their favorite songs. Make it a game by letting each child sing or hum a few notes while you and the other children try to figure out the song's title. Then sing each song together. If the songs contain motions, do those as well.

Ask the children to share how the songs made them feel. Tell them that music is a fun and creative way to express ideas and emotions. In the **Blue's Clues & You!** special, **Blue's Sing-Along Spectacular!**, Josh is excited to share music with his friends in a backyard concert, and Blue is eager to sing a song!

Pass out the activity sheet. Tell the children that Blue has given them clues to another song that she wants to sing. Can they figure out the song by looking at the clues? Gently guide the children through the three clues on the sheet one at a time, and invite them to share what song they think it might be as you go along. For the first clue, ask the



nickelodeon

© 2020 Viacom International Inc. All Rights Reserved. Nickelodeon, Blue's Clues & You and all related titles, logos and characters are trademarks of Viacom International Inc.

children: *What song is about something that is shaped like a rectangle?* Let them share their responses. Look at the second clue and ask: *What song is about something that is shaped like a rectangle and yellow?* Invite responses. And finally for the third clue, ask: *What song is about something that is shaped like a rectangle, is yellow, and has wheels?*

Answer: “The Wheels on the Bus”

Once the children figure out the song, have them color the sheet. Then sing the song, acting out the verses. Lyrics can be found at www.kididdles.com/lyrics/b014.html.

Extension idea: Play a musical movement game. Have the children do silly dancing while music plays, and when the music stops, freeze in a silly position.

Activity 2 Make Your Own Farm

Materials needed: Internet-connected device, activity sheet, crayons

Start this activity by asking the children if they can figure out another song that Blue likes. Give them a hint by making some animal noises. Then hum a few bars of “Old MacDonald Had a Farm.” Once they guess correctly, show the children the “Old MacDonald Nursery Rhyme Sing Along with Josh and Blue” video available at www.youtube.com/watch?v=c_z7AE6KT9k.



After viewing the video, have the children brainstorm items on a farm. Ask them to name animals and other items that might be on a farm. Then play a game by reading them the examples below. If the animals or other items might be found on a farm, the children should clap their hands or give a thumbs-up. If the animal or item is not usually found on a farm, they should stomp their feet, or give a thumbs down. Animals and items on a farm: cows, pigs, horses, sheep, goats, chickens, dogs, cats, farmers, barns, tractor, shovels, buckets, plants. Animals and items not found on farms: whale, giraffe, lobster, elephant, tiger, panda bear, lion, octopus, boat, castle, astronaut, igloo.

Pass out the activity sheet. Ask students to identify the animals on the sheet. Explain that one animal in each row looks different than the others. Children will circle the image that is different and then count the animals on the page. (Answer: 10 — don't forget Blue!) Review the answers together. Then let the children color the sheet.

Extension Idea: Make your own farm! Have the children brainstorm names of farm animals and the sounds they make. Then have the children draw and decorate their own animal picture on the back of the activity sheet to hold up as they sing the song, taking turns to introduce their farm animal and its sound.

Activity 3 Let's Play!

Materials needed: activity sheet, crayons, pencils, two white paper plates per child, popcorn kernels, stapler

Ask the children to share if they play a musical instrument, or if they know someone who does. What instrument do they play? What does it sound like? Talk about words that describe sounds, such as high, low, deep, clear, loud, etc.



Tell the children that several instruments are featured in the *Blue's Clues & You!* special, *Blue's Sing-Along Spectacular!*, and each of these instruments makes a unique sound and is played differently. Ask the children to name instruments that they see in the show or that they know. Review some of the instruments featured in the episode:

- Explain that guitars and pianos make a sound when a string is plucked or hit, so they are called string instruments. (Pianos are considered percussion instruments too.)
- The saxophone is a wind instrument because you blow “wind” into it to make a sound.
- A maraca is a percussion instrument because when you shake it, the little stones or seeds inside beat against the sides, and make a sound. A drum is also a percussion instrument.

Pass out the activity sheet. Ask the children to find the musical instruments on the page and circle them. Review the answers and count the instruments. (Answer: 8 — don't forget the guitar Josh is holding and Tickety Tock's bells!) Then have the children color the activity sheet.



A new *Blue's Clues & You!* collection, including books, a two-sided Handy Dandy Notebook, and more, is now available in Walmart stores and at Walmart.com/bluesclues.



Extension Ideas: Help the children make their own percussion instruments. Start by having the children color the bottoms of two plain, white paper plates. Then staple the paper plates together around the edges, top to top, until they are almost closed, with only a small opening left. Pour a small amount of popcorn kernels into the opening, and then staple the opening closed. Using the instruments to shake, sing, and dance!

Use the handcrafted instruments to create your own version of a “backyard concert.” Have the children suggest songs and create a song list to perform. Rehearse and put on a show. Consider inviting family members to watch or take a video of the concert to share with families. Create additional instruments out of paper, cardboard, paper towel tubes, and craft supplies to add to your show.

Parent & Caregiver Letter

We encourage you to make copies of this letter and send it home so that families can continue the music fun and learning adventure together.

Resources

- Nickjr.com/blues-clues-and-you
- nickelodeonparents.com/hub/blues-clues-you
- ymiclassroom.com/blues-clues

Blue's Sing-Along Spectacular

Tuesday Morning
July 14TH 9/8c

nickelodeon


Watch this special episode with children. They will have fun singing, dancing, and learning with Blue and her friends as they figure out clues! And check out *Tuesday Blue's Days* Tuesday mornings at 9/8c on Nickelodeon to continue the learning fun.

Activity
1

Reproducible Master

Name That Song!

Blue has left you three clues! Can you figure out what song she wants to sing?



Parents & Caregivers,

Watch the *Blue's Clues & You!* special, *Blue's Sing-Along Spectacular!* with your children. They will have fun singing, dancing, and learning with Blue and her friends as they figure out clues! And check out *Tuesday Blue's Days* Tuesday mornings at 9/8c on Nickelodeon to continue the learning fun.



**Blue's Sing-Along
Spectacular**

**Tuesday Morning
July 14TH 9/8c**










nickelodeon



Make Your Own Farm



**Look at the farm animals.
Circle the animal in each row
that is different.**



Bonus!
How many
animals do
you see?
Count them!

Parents & Caregivers,

Watch the *Blue's Clues & You!* special, *Blue's Sing-Along Spectacular!* with your children. They will have fun singing, dancing, and learning with Blue and her friends as they figure out clues! And check out *Tuesday Blue's Days* Tuesday mornings at 9/8c on Nickelodeon to continue the learning fun.



**Blue's Sing-Along
Spectacular**

**Tuesday Morning
July 14TH 9/8c**

nickelodeon



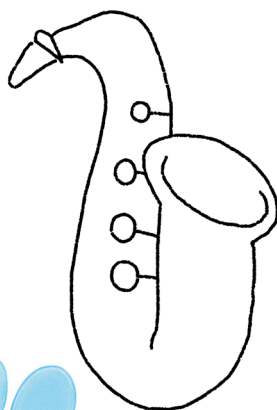

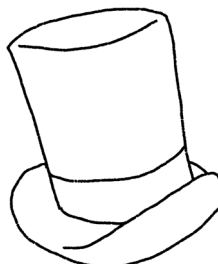
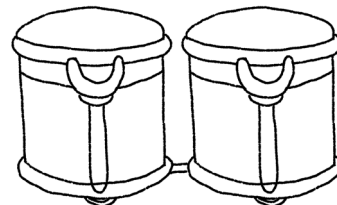
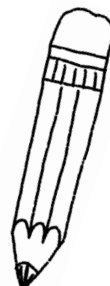

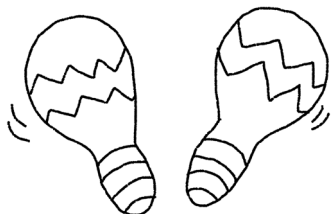
Activity 3

Let's Play!

Blue wants to make music!
Circle the musical instruments for
Blue's Big Backyard concert.



Reproducible Master



Bonus!
How many
instruments
do you see?
Count them.

Parents & Caregivers,
Watch the *Blue's Clues & You!* special, *Blue's Sing-Along Spectacular!* with your children. They will have fun singing, dancing, and learning with Blue and her friends as they figure out clues! And check out *Tuesday Blue's Days* Tuesday mornings at 9/8c on Nickelodeon to continue the learning fun.



Blue's Sing-Along Spectacular

Tuesday Morning
July 14TH 9/8c

nickelodeon



Dear Parents and Caregivers,


The critically acclaimed preschool series *Blue's Clues* is back as ***Blue's Clues & You!*** on Nickelodeon. The play-along series stars Blue, a preschool-aged puppy. Blue leaves paw prints on three objects as clues to the answer to the question of the day. Josh, Blue's caregiver and friend, looks for and figures out Blue's Clues with help from young viewers. Along the way, preschoolers play interactive learning games with Blue, Josh, and their household friends, who empower, challenge, and build preschoolers' self-esteem, all while helping them learn and making them laugh!

On Tuesday morning, July 14, at 9/8c, Nickelodeon will present the ***Blue's Clues & You!*** special, ***Blue's Sing-Along Spectacular!***, a special episode in which Josh, Blue, and their friends plan a backyard concert. Preschoolers will have fun singing and dancing as they use their problem-solving skills to figure out Blue's Clues. They will also learn about kindness, teamwork, and even the solar system!



Create your own sing-along spectacular fun at home!

- Check out your recycling bin for materials you can use to create your own drums, shakers, and other instruments. Paper towel rolls, boxes, newspaper, paper, paper cups, string, and craft supplies can be transformed to make or draw your own band instruments.
- Choose some favorite songs, rehearse, and put on your own concert in your yard or living room.
- Create a family theme song by writing new lyrics to a familiar tune.
- Play "guess that tune" by humming a few notes of a song and having your child guess the song. Take turns as your child hums a song that you guess.
- Play your own version of Blue's Clues. Draw three clues to one of your family's favorite songs for other family members to figure out.
- Listen to new songs together and talk about what you like or do not like about the music to practice language skills.
- Make a summer playlist of your family's favorite songs.
- Choose one or two letters and create silly songs only with words that start with the selected letters to reinforce letter-sound recognition.
- Play a musical movement game. Dance while music plays, and when the music stops, freeze in a silly position.
- Take dance breaks or have an after-dinner dance to get active by dancing to your family's favorite songs.



A new Blue's Clues & You! collection, including books, a two-sided Handy Dandy Notebook, and more, is now available in Walmart stores and at **Walmart.com/bluesclues.**

For more fun and educational activities featuring Blue and her friends that you can do at home, visit the Nick Parents hub at **www.nickelodeonparents.com/hub/blues-clues-you**. And check out ***Tuesday Blue's Days*** with your child, Tuesday mornings at 9/8c on Nickelodeon, for more adventures with Blue and Josh.



Blue's Sing-Along Spectacular

**Tuesday Morning
July 14TH 9/8c**

nickelodeon.