


PROPULSION

***ASK AN ADULT FOR HELP!**

WHAT YOU'LL NEED:

- BALLOON
- RUBBER BAND
- TAPE
- DRINKING STRAW
- TOY CAR




1 PUT THE STRAW HALFWAY INTO THE BALLOON.



2 WRAP A RUBBER BAND AROUND THE BALLOON AND THE STRAW SO THERE IS A TIGHT SEAL.




3 TAPE THE STRAW TO THE TOY CAR. MAKE SURE THE OPEN END OF THE STRAW FACES THE BACK OF THE CAR.



4 BLOW UP THE BALLOON AND HOLD THE STRAW WITH YOUR FINGERS SO NO AIR ESCAPES.



5 WITH THE CAR ON A HARD SURFACE, RELEASE THE STRAW AND WATCH THE CAR GO!



**IT'S A
PROPULSION-POWERED
CAR!**

