



Dear Educator,

Get ready to celebrate! On March 2, 2021, teachers and students are invited to participate in **Hats Off to Reading**, the nation's biggest, week-long reading celebration to honor the inspiration Dr. Seuss's books have given to generations of young readers everywhere. Random House Children's Books has teamed with the curriculum specialists at Young Minds Inspired to bring you this free learning resource for the festivities.

This free program features an easy-to-implement rhyming activity that also includes a family connection. And you can find even more teaching ideas based on the delightfully playful, inventive, and creative world of Dr. Seuss books by visiting ymiclassroom.com/drseuss to download the **Hats Off to Reading 2021 Classroom Activity Guide**.

Please share this teaching kit with other teachers in grades K-3 at your school. Although these materials are protected by copyright you may make as many copies as you need for educational purposes. Please comment online at ymiclassroom.com/feedback-drseuss to let us know your thoughts on this program. We depend on your feedback to continue providing free educational programs that make a difference in students' lives.

Sincerely,

Dr. Dominic Kinsley
Editor in Chief
Young Minds Inspired



For questions, contact us toll-free at 1-800-859-8005 or by email at feedback@ymiclassroom.com.

© 2021 YMI, Inc.



Hats Off to Reading

Target Audience

K-3 students and their families

Program Objectives

- Encourage reading skills and the love of reading
- Raise awareness of the Dr. Seuss birthday celebration on March 2
- Engage families in reading activities together


Program Components

Available at ymiclassroom.com/drseuss:

- This teaching kit, including a reproducible activity sheet
- The **Hats Off to Reading 2021 Classroom Activity Guide**
- A standards alignment chart

How to Use This Teaching Kit

Photocopy the activity sheet to distribute to each student or share it digitally if teaching remotely. Students will need a blank sheet of paper and pencils, crayons, or markers to complete Part 1 of the activity. Review the **Hats Off to Reading 2021 Classroom Activity Guide** to find additional activities that will help make this year's **Hats Off to Reading** celebration an imaginative and memorable one for your students.



Activity: Dr. Seuss's World of Words

Read Part 1 of the activity sheet with students. Remind them that Dr. Seuss books are famous for nonsense words, and that nonsense words and the books' rhyming patterns help make Dr. Seuss books fun to read. Help students read the list of Dr. Seuss nonsense words on the activity sheet, then guide them to create their own nonsensical words that rhyme with the words on the worksheet and record them in the space provided. Students may even invent meanings for their nonsensical words. For younger students, complete the activity as a class. Have students use a separate sheet of paper to write a funny sentence using their silly words and create an illustration for their sentence using crayons or markers. Display completed sentences and illustrations in the classroom.


For Part 2, have students color and cut out the Dr. Seuss celebration party invitation to share with their families. You might have students paste the invitation to a larger sheet of paper and decorate it with a border of their favorite Dr. Seuss characters to add an element of fun.

Extended Activity Ideas

- Continue to develop both phonemic awareness and phonics skills as you help students create and use their own nonsense words. Then have students create a definition for their wacky words and challenge their classmates to guess what they mean.
- Have students get creative by thinking about what might happen if characters from one of the Dr. Seuss **Hats Off to Reading** featured books meet characters from a different story. They might imagine the fish of *One Fish, Two Fish, Red Fish, Blue Fish* entering the world of *Fox in Socks*, or they might imagine how the *Fox in Socks* characters would react to Thing One and Thing Two. Students can create new rhyming sentences or draw pictures about what they think might happen.
- Some Dr. Seuss books feature sentences that are often quoted, such as, "From there to here, from here to there, funny things are everywhere," and "A person's a person, no matter how small." Have students practice inference skills by discussing and illustrating what they think these quotes mean. With older students, read Dr. Seuss texts with an eye to more quote-finding and inference-making.

Resources

- seushatsofftoreading.com
- ymiclassroom.com/drseuss



Dr. Seuss's World of Words

PART 1: Think of silly words, anything will do. Then make them rhyme for me and you! Read the Dr. Seuss nonsense words below. Then make new words that rhyme with them! Your words can be real words or nonsense words, just like Dr. Seuss! Then show off some of your words by using them in a silly sentence on a separate sheet of paper, and draw a picture to illustrate your sentence.

Blibber-blubber

wump


tweetle

fiffer-feffer-feff

tuttle-tuttle

yop

Write your words here:



PART 2: Create a birthday invitation. Cut out the copy below, paste it on separate paper and decorate it.



**Don't sit in the house
with nothing to do,
Celebrate Dr. Seuss Day
on March, number 2!**

To: **All Families**

From: **Dr. Seuss and Hats Off to Reading**

What: **A celebration of Dr. Seuss books**

When: **March 2, 2021**

Where: **Your house!**

Hello Parents & Caregivers,

- **Hats Off to Reading** invites you to celebrate the imaginative characters and themes of Dr. Seuss's books and reinforce your child's literacy skills. In addition to reading Dr. Seuss books together at home, try some of these ideas!
- **1.** Prepare and enjoy Dr. Seuss-inspired treats with your child. Eat these snacks while reading! You might try fish-shaped crackers for *One Fish, Two Fish, Red Fish, Blue Fish*, or *Cat in the Hat* fruit kabobs made of strawberries and bananas with a grape or marshmallow face.
- **2.** Check with your local library to find out about any special events they are hosting for **Hats Off to Reading**.
- **3.** Dress the family in their most colorful clothing in a nod to Dr. Seuss's colorful and imaginative characters.

