




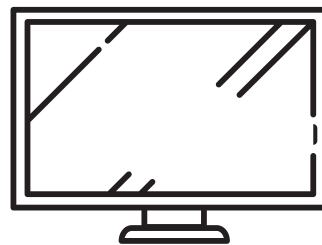
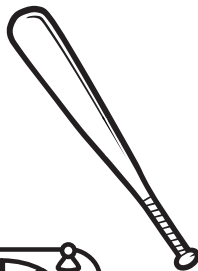



PAPER GROWS TREES

Trees give us many things we use every day, like paper. When you use paper and other things made from wood at school and at home, you are helping to grow trees! Listen as your teacher explains how.



Circle and then color the pictures that show things made from trees that you might use. Cross out images not made from trees.



Parents and Caregivers! Ask your child to tell you what they have learned about how paper grows trees. As a family, brainstorm or create a scavenger hunt to find wood-based products you use at home. Or play a game where the goal is to determine how many wood-based products the family uses in a day.




REWARDS OF RECYCLING

These pictures show the journey a sheet of notebook paper might take. Put the pictures in the correct order by numbering them from 1 to 4 to tell the story of the paper's journey.



The paper is recycled, and it will become new paper that can be used again.



The paper is reused as a paper airplane.



The paper is sold at a store.



The paper is used for homework.

Now, reuse this piece of paper! Draw a picture on the back of this sheet that shows how you reuse or recycle paper to help protect the Earth.

