


## DEAR EDUCATOR,

Take a deep dive into underwater learning with Baby Shark and his friends. Baby Shark loves his home in the deep, blue sea where adventures are always bubbling up. As he explores the whole wide water, Baby Shark learns about friendship and his ocean habitat, too. Baby Shark and his friends make a splash as they sing, swim, and shake their tail fins while exploring together. With jaw-some jokes and plenty of new songs in the sea, it's all waves a party in Carnivore Cove. **Baby Shark's Big Show!**, the animated adventure series for kids ages 2 to 6, airs on Nickelodeon.

Teachers, parents, and caregivers can swim into their adventures with this free educational program from curriculum specialists Young Minds Inspired in partnership with Nickelodeon. The program's easy-to-implement activities support early learning skills including sorting, counting, and creative expression.

We hope that you will share this program with other teachers in your school. Please let us know your thoughts on this program at [ymiclassroom.com/feedback-babyshark](https://ymiclassroom.com/feedback-babyshark). We look forward to hearing from you.

Sincerely,  
Dr. Dominic Kinsley  
Editor in Chief  
Young Minds Inspired

 Questions? Contact YMI toll-free at 1-800-859-8005 or by email at [feedback@ymiclassroom.com](mailto:feedback@ymiclassroom.com).

## About Baby Shark's Big Show!

Jump into adventure and jaw-some times with **Baby Shark's Big Show!**, airing weekday mornings on Nickelodeon. Baby Shark and his friends William, Vola, Goldie, Chucks, and Hank swim, laugh, and learn in Carnivore Cove, where the ocean of possibilities is never too big. Always ready to dive into action, sometimes Baby Shark gets into some slippery situations. But with his friends and family to help, it's always smooth swimming. Each day is full of fin-tastic fun, friends, family, and chum-believable sing-a-long songs.

## Target Audience

Preschool, pre-kindergarten, and kindergarten students ages 2-6

**nickelodeon**

© Smart Study Co., Ltd. All Rights Reserved. Pinkfong™ Baby Shark™ and Baby Shark's Big Show!™ are trademarks of Smart Study Co., Ltd., registered or pending rights worldwide. © 2021 Viacom International Inc. All Rights Reserved. Nickelodeon is a trademark of Viacom International Inc.



## Program Components

Visit [ymiclassroom.com/babyshark](https://ymiclassroom.com/babyshark) for:

- This teacher's guide
- Two reproducible activity sheets
- A reproducible take-home letter in English and Spanish
- A standards alignment chart

## What Children Will Learn with These Activities

- Counting, sorting, pattern-making skills
- How to work with others
- How to move and dance
- How to express themselves creatively

## How to Use the Program

This program can be used by teachers, parents, and caregivers. Make photocopies of the two activity sheets to use in class, or email them to families to use at home, along with the family take-home letter. In class, read each activity aloud while pointing to each word as you read it. Students will need crayons and dice for the activities.

### ACTIVITY 1

#### Baby Shark's Home

Before kids take a deep dive into their underwater adventures with Baby Shark, William, Vola, Goldie, Chucks, and Hank, they'll first learn more about the show's setting – the ocean. In this activity, children will practice identifying animals and objects that live in underwater habitats as they explore Carnivore Cove.



First, ask students to look around the classroom. What objects do they see? Now ask them to close their eyes and picture the ocean. What objects do they think of? Hand out the activity sheet and ask them which objects they see on the sheet that belong in the ocean and which do not. Model an object that belongs by circling it and an object that does not by putting an X on it. Have students complete the sheet independently with your support by coloring the ocean scene and the items that belong.

As an extension, take a field trip to the library to select books about the ocean and set up an underwater reading nook with a blue blanket or pillows. Or take a virtual trip to an aquarium and explore photos of sea life. Have students draw pictures of what they see to create a class book of fin-tastic favorite ocean animals and plants.

### ACTIVITY 2

#### Shake Your Fins and Dance

Carnivore Cove is full of adventure, friendship, and songs. Each episode of **Baby Shark's Big Show!**

has a new song to share and sing. In this activity, the classroom can become an underwater dance floor where children make up their own dance while learning about counting.



To begin the activity, ask for student volunteers to sing a favorite song or show a favorite dance move. Next, hand out the activity sheet. Model rolling the dice. Count the dots on the die by pointing to each dot with a finger. Match the face of the die and number to the moves on the activity sheet. Then model the dance move! Put children in pairs or groups to roll the die to find out which fantastic fin moves they will use in their dance. Have groups take turns shaking and sharing their dance with the class while they sing the **Baby Shark's Big Show!** theme song (found at <https://youtu.be/l0yX8RyYNlc>).

For even more fin-nominal dances, encourage students to roll the die more than once to create a pattern of movements. Cut out extra pictures of the dance moves from the activity sheet and let students glue the moves to sentence strips. Post them in the dramatic play area with ocean puppets or pictures of laminated ocean animals glued to large popsicle sticks for future creative play.

## Online Resources

- [nickjr.com/baby-sharks-big-show](https://nickjr.com/baby-sharks-big-show)
- [Babysarksbigshow.com](https://babysarksbigshow.com)
- [ymiclassroom.com/babyshark](https://ymiclassroom.com/babyshark)



# Baby Shark's Home



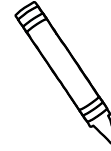
Baby Shark knows that living in Carnivore Cove is fin-tastic. But some things don't belong in the ocean. Help Baby Shark and his friends clean up their underwater home.




**Circle** the **ocean** animals and plants.



**Put an X** on the **land** objects.



**Color** the underwater home.



**FAMILIES,** help your children dive deep into underwater adventure with **Baby Shark's Big Show!**, airing weekday mornings on Nickelodeon.



# ACTIVITY



# Shake Your Fins and Dance

Everyfishy in Carnivore Cove loves underwater dance parties. You can have your own dance party too!

First, **roll** the dice.

Then, **count** the dots.

**Find** the dance move with that number and start shaking!



1 2 3 4 5 6



## FIN-TASTIC FINS

hands together overhead like a shark fin, then swim

## SWIFT SHARKS

swimming arms forward

## SHIMMY IN THE SEA

hold nose and shake hips

1



2



3



## WATER WIGGLE

arms at your sides and wiggle

## FISH TWIST

hands on hips and twist

## BALANCE BOOGIE

jump on one foot

4



5



6



**FAMILIES,** help your children dive deep into underwater adventure with **Baby Shark's Big Show!**, airing weekday mornings on Nickelodeon.








## DEAR FAMILIES,

Deep-sea fun and friendship await you and your child in **Baby Shark's Big Show!** At school, children are learning about teamwork, counting skills, and moving their bodies in creative ways as they explore the underwater ocean habitat of Baby Shark and his friends with a new educational program from curriculum specialists Young Minds Inspired in partnership with Nickelodeon.

Join your child as they explore Baby Shark's underwater world by tuning into **Baby Shark's Big Show!**, airing weekday mornings on Nickelodeon. Talk about the episodes with your child, and then create your own jaw-some fun at home with these ideas!

- Design your own ocean habitat. On a large paper, draw swirled lines to represent water ripples and fill the water with drawings of animals and plants found in the ocean.
- Challenge the family to a memory game. Go around the dinner table and ask each family member to name an animal or plant from the ocean habitat. Each player must repeat the names provided in the order presented before adding their own animal or plant name.
- Play a card game of "Go Fish" and reinforce number recognition and counting.
- Paint colorful seashells like those you might see in Carnivore Cove.
- Host a Carnivore Cove Dance Challenge. Make up your own dance moves to the engaging songs featured in **Baby Shark's Big Show!** Get the whole family involved.
- Talk about friendship. Ask your child how Baby Shark, William, Hank, Goldie, Chucks, and Vola express their friendship to each other.



## About Baby Shark's Big Show!

Jump into adventure and jaw-some times with **Baby Shark's Big Show!** on Nickelodeon. Baby Shark and his friends William, Vola, Goldie, Chucks, and Hank swim, laugh, and learn in Carnivore Cove, where the ocean of possibilities is never too big. Always ready to dive into action,

sometimes

Baby Shark gets into some slippery situations. But with his friends and family to help, it's always smooth swimming. Each day is full of fin-tastic fun, friends, family, and chum-believable sing-a-long songs.

