

Dear Teachers, Parents,  
and Caregivers,

**Baby Shark...doo-doo-doo-doo-doo-doo!** Hold onto your dorsal fins and get ready for big friendships, jaw-some fun, and catchy tunes.

**Baby Shark's Big Show!**—an, animated adventure series for kids ages 2 to 6—weekday mornings on Nickelodeon.

Kids and their families can join Baby Shark and his best bud William on their hilarious journeys through Carnivore Cove. You'll all love dancing, singing, and moving with Baby Shark and his fish friends and family in the deep-blue sea.

Teachers along with parents and caregivers can continue the adventure with this free educational program from Nickelodeon and Young Minds Inspired.

The program's easy-to-implement activities support early learning skills such as pre-reading, socialization, problem solving, counting, and creative expression. Follow-up activities on friendship—along with a mix of dancing and moving games—extend the lessons.

Although these materials are protected by copyright, you may make as many copies as you need for educational purposes. Please let us know your thoughts on the program by visiting [ymiclassroom.com/feedback-babyshark](http://ymiclassroom.com/feedback-babyshark). We look forward to hearing from you.

Sincerely,



Dr. Dominic Kinsley  
Editor in Chief  
Young Minds Inspired



Questions? Contact YMI toll-free at 1-800-859-8005 or by email at [feedback@ymiclassroom.com](mailto:feedback@ymiclassroom.com).

nickelodeon  
**BABY SHARK'S  
BIG SHOW!**  
pinkfong™

### About *Baby Shark's Big Show!*

Join Baby Shark and his best bud William on hilarious journeys through Carnivore Cove. Baby Shark might bite off a little more than he can chew sometimes, but with William and his family nearby, he's never out of his depth! Whether it's singing, dancing, or fawning over all things tiny and cute, Baby Shark is ready to do-do-do anything. Every day is filled with jaw-some fun, new friends, family, and original tunes.

### Target Audience

Children ages 2 to 6

### Program Components

Visit [ymiclassroom.com/babyshark](http://ymiclassroom.com/babyshark) to download:

- This teacher's guide
- Two reproducible activity sheets
- A standards alignment chart

### What Children Will Learn

- Social skills that focus on friendship
- Problem-solving skills
- Counting practice
- Pre-reading and language development skills
- Motor skills and creative expression through dance and movement

### How to Use the Program

This program can be used by teachers, parents, and caregivers. Make photocopies of the two activity sheets to use in class, or email them to families to use at home. Help children by reading each activity aloud.

#### Activity 1

#### Friends and Fun

To start, talk to kids about how Baby Shark is a good friend who loves to explore and have fun with his fish friends. His best pal William is always there to help Baby Shark. Spark conversation by asking: *What makes a good friend? How can you be a good friend? What are some things you like to do with your friends?* Discuss ways we can be good friends: sharing toys, taking turns, listening, helping, being kind, and having fun and playing together.

Distribute the activity sheet and help children complete the maze using a crayon or their finger. Friends at finish line: Goldie (top), Chucks (center left), Hank (center right), and Vola (bottom). Afterwards, children can draw pictures of Baby Shark and his friends on the back of the sheet.



## Extension Activities

- Make a “friendly fish” mural by tracing and cutting out kids’ handprints on paper. Turn the handprints so the four fingers become the tail and the thumb points upward like a dorsal fin. Have kids color their fish and add a mouth and an eye (or glue on a googly one). Complete the mural with blue waves, fish bubbles, or green seaweed made from construction paper or streamers. On strips of paper under each child’s fish, write their responses to: “I can be a good friend by \_\_\_\_\_.”
- Like Baby Shark and his friends, children build friendships by having fun together. Lead kids in creative dances to encourage movement and fun. You can cut out shark and fish shapes to make stick puppets to use in the dance activities. Visit <https://youtu.be/l0yX8RyYNlc> to dance along with the **Baby Shark’s Big Show!** theme song.

## Activity 2

### Counting in Carnivore Cove

This activity helps students practice their counting skills while meeting some of Baby Shark’s friends. To start, count the number of friends (children) in your group. Then distribute the activity sheet and complete the page together. Continue counting to higher numbers by asking children questions about how many fish there would be if one more friend joined, then another, and so on. For older children, ask them addition and subtraction problems, and have them use the images and numbers on the sheets to help them determine the answers. Suggest that they draw 10 characters on the back of the sheet, and write the number 10.

## Extension Activities

- Go fishing! Cut out fish shapes and place them in an empty plastic bucket. Write numbers 1 to 5 (or a higher number depending on your age group) on each fish and

add a paper clip. Make a fishing rod by tying string around the end of a stick and attaching a magnet to the other end of the string. Have kids “fish” for the number you call out. Note: Children should only use magnets under adult supervision.

- Write the numbers 1 to 6 on separate paper cups, and then cut out shark teeth or use fish crackers. Have kids roll a dice and count the number of objects to put in the appropriate cup.
- Go on a scavenger hunt and be detective duos like Baby Shark and William. Pair kids up and have them pretend to go on an underwater adventure where they need to find: 1 stuffed animal, 2 books, 3 balls, 4 blocks, and 5 crayons.
- Put on your shark smiles and hold a sing-along! Baby Shark’s family includes Mommy Shark, Daddy Shark, Grandma Shark, and Grandpa Shark. Have kids count the members of their family. Then they can sing the Baby Shark song using the names of members of their family and hold their hands together over their heads to make shark fins.

## Do-do-do the Dance

In each episode, Baby Shark and his friends do lots of fun things—and through it all they dance and sing. You and your little ones can join in the abso-toothly jaw-some action with a Shark Shake song featuring a choreographed dance! Go to <https://youtu.be/01ANw3RahxA> to start moving!

## Online Resources

- [babysharksbigshow.com](http://babysharksbigshow.com)
- [ymiclassroom.com/babys shark](http://ymiclassroom.com/babys shark)




**nickelodeon**

© The Pinkfong Company, Inc. All Rights Reserved. Pinkfong™ Baby Shark™ and Baby Shark’s Big Show™ are trademarks of The Pinkfong Company, Inc., registered or pending rights worldwide. © 2022 Viacom International Inc. All Rights Reserved. Nickelodeon is a trademark of Viacom International Inc.



# FRIENDS AND FUN


Ready for some JAW-SOME fun? Baby Shark and William need your help. Follow the path that leads them to their friends.



**START**



**FINISH**





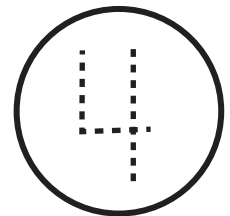






**Parents/Caregivers:** Hold onto your dorsal fins and get ready for *Baby Shark's Big Show!* airing weekday mornings on Nickelodeon. In each episode, Baby Shark and his friends do lots of fun things—and through it all they dance and sing. You and your little ones can check out some abso-toothly jaw-some activities at [babysharksbigshow.com](http://babysharksbigshow.com).





# COUNTING IN CARNIVORE COVE

Baby Shark is always up for jaw-some adventures. Count and color the pictures in each row. Then trace the number.



**Parents/Caregivers:** Hold onto your dorsal fins and get ready for *Baby Shark's Big Show!* on Nickelodeon, Fridays airing weekday mornings on Nickelodeon. In each episode, Baby Shark and his friends show a love for family, friends, and fun. You and your little ones can join in the jaw-some fun at home with a counting adventure. Send your child on a scavenger hunt with numbers. For example, have your child find two books, three different color crayons, four items that are round, etc. And check out more fun activities at [babyssharksbigshow.com](http://babyssharksbigshow.com).