



PREHISTORIC PLANET

About Prehistoric Planet

Season 1 of the groundbreaking **Prehistoric Planet** series is now streaming on **Apple TV+**. Experience the wonders of our world like never before in this epic docuseries from Jon Favreau and the producers of **Planet Earth**. Travel back 66 million years to when majestic dinosaurs and extraordinary creatures roamed the lands, seas, and skies.

Target Audience

Grades 1-2

Program Components

Visit [ymiclassroom.com/prehistoricplanet](https://www.yemiclassroom.com/prehistoricplanet) for materials to accompany this teacher's guide, including:

- 2 reproducible activities
- A reproducible family letter
- Educational standards
- Episode guide

What Students Will Learn with These Activities

- How dinosaurs and prehistoric creatures survived and thrived in various habitats during the Cretaceous period
- How to infer the purpose of animal characteristics and how they impact animal behavior

How to Use the Program

Make photocopies of the student reproducible sheets and support students as they complete the activities and classroom discussions using this teaching guide. Send home the family letter to extend the learning fun.

Dear Educator,

Imagine going back in time 66 million years to the Cretaceous period — when flying giants soared in the air, reptiles patrolled the coast, and dinosaurs ruled the land.

Apple TV+ is bringing **Prehistoric Planet** to life with dazzling scientifically sound graphics, new knowledge, and even music using fossils as instruments. Season 1 is now streaming on **Apple TV+**, and Season 2 premieres May 22.

You can captivate your students' attention and support learning skills with these free educational materials from **Apple TV+** in partnership with curriculum specialists Young Minds Inspired. Students will use critical-thinking skills including inferring, synthesizing, and questioning as they work in teams to research, act out new learning with creative movement, and collaborate to create class displays. This program's easy-to-implement standards-based lesson materials designed for grades 1-2 and support national STEM and ELA standards.

We hope that you will share this program with other teachers. Please let us know your thoughts on this program at [ymiclassroom.com/feedback-prehistoricplanet](https://www.yemiclassroom.com/feedback-prehistoricplanet). We look forward to hearing from you.

Sincerely,

Dr. Dominic Kinsley
Editor in Chief
Young Minds Inspired



Questions? Contact YMI toll-free at 1-800-859-8005 or by email at feedback@ymiclassroom.com.

Activity 1

Facts and Habitats

Start this activity with kinesthetics. Play "*T-rex says*" and have students move their bodies as they act out dinosaur or prehistoric reptile moves, such as flying like a pterosaur or swimming like a mosasaur, both reptiles that lived among dinosaurs. Create a few moves to start. Invite students to create moves as well based on dinosaurs they know. Possible moves:

- Plesiosaurs were ocean swimming reptiles with very long necks. Their necks were half the size of their bodies. They raised their heads out of the water to get air like dolphins and whales. Have students jump to mimic the animals coming up for air.
- *Carnotaurus* lived in the forest. It had very short arms but may have used them to get attention by rotating its arms with its ball and socket joints. Have students move their arms to make small circles.

Distribute the activity sheet and read the instructions and descriptions with the students. Students will match dinosaurs and reptiles to their habitats.

Answers: Pterosaurs—coast (star-flies), *Tarbosaurus*—desert (circle-hunted in groups), *Austroposeidon*—forest (checkmark-eats plants)

Activity 2

T-rex Tales

Using text and visual literacy, students will learn that *T-rex* was a terrific parent. Begin the activity by having students brainstorm how a parent dinosaur might take care of and teach its children.

Next, read the activity sheet with students to learn facts about *T-rex* parents and babies. Have students color the activity sheet and count the images noted. Then, have students cut and fold the large square to make a mini-book. Encourage the students to take the mini-books home to share with their families.

As an extension, students can draw a picture and write a description about a *T-rex* family.

Resources

Prehistoric Planet: apple.co/-PrehistoricPlanet

YMI program site:

[Ymiclassroom.com/prehistoricplanet](https://www.yemiclassroom.com/prehistoricplanet)




Facts and Habitats

Dinosaurs lived all over the ancient world. From ice worlds to deserts and everywhere in between, dinosaurs ruled. Reptiles also lived among the dinosaurs. Read the facts below. Then use them to match the prehistoric creature with its habitat—this is where it lived.



Read the dinosaur facts.



Draw a line from the dinosaur to its habitat.



Circle the dinosaur that hunted in groups.



Draw a star by the reptile that could fly.




Put a check mark by the dinosaur that ate plants.

Fact



Pterosaurs

Pterosaurs were flying reptiles. They lived in nests on cliffs by the water. The babies could fly when they were just a few hours old!



Austroposeidon

Austroposeidon was one of the largest animals ever to walk the earth. It lived around trees and ate tons of plants every day.



Tarbosaurus

Tarbosaurus lived where it was hot and sunny. They hunted in groups. More eyes looking made it easier to find food and water.



Forest



Desert



Coast

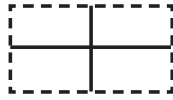
Families: Experience the wonders of our world like never before in the second season of **Prehistoric Planet**, an epic five-night event on Apple TV+ premiering May 22! See your favorite dinosaurs and discover some new ones, like *Tarchia*, as they interact in amazing ways!

T-rex Tales

T-rex seems terrifying, but it was really terrific. T-rex parents took care of each other and their little ones. Read to learn more! Count the pictures along the way.




Cut out the square on the dotted lines.



Fold the square on the solid lines.



Color the pictures of T-rex.



Share your book with your family!



Count the footprints. _____

T-rex parents taught their children to hunt on the beach. T-rex had huge feet that helped them walk on the sand.

Count the eggs. _____

T-rex moms laid 15-20 eggs in their nest.

The T-rex was a good swimmer. Their babies learned to swim, too.

Terrific T-rex!

Families: Experience the wonders of our world like never before in the second season of **Prehistoric Planet**, an epic five-night event on Apple TV+ premiering May 22! See your favorite dinosaurs and discover some new ones, like *Tarchia*, as they interact in amazing ways!



PREHISTORIC PLANET

Dear Families,

Get ready to go back in time 66 million years to the Cretaceous period when flying giants soared in the air, reptiles patrolled the coast, and dinosaurs ruled the land. New discoveries are teaching us more than ever about how these amazing creatures survived and thrived, and even interacted in surprising ways. Season 1 of **Prehistoric Planet** is now streaming on **Apple TV+**. The television documentary event features dazzling scientifically sound graphics, new knowledge, and even music using fossils as instruments—you'll see dinosaurs like never before!

Your child is learning about dinosaurs and the creatures that lived alongside them with curriculum materials created by Apple TV+ in collaboration with curriculum specialists at Young Minds Inspired. You can continue the learning and excitement at home—each episode of **Prehistoric Planet** makes a great family activity to watch together and discuss.



Explore Prehistoric Planet

The series explores dinosaurs in their habitats, including:

Episode 1: Coasts—A pregnant *Tuarangisaurus* is in distress—and her young calf can sense it—as she travels waters that are home to the ocean's deadliest predators.

Episode 2: Deserts—Above the deserts of North Africa, aerial combat ensues as male *Barbaridactylus* pterosaurs fight for the attention of females below.

Episode 3: Freshwater—With its feathered body and duck bill, the eight-ton *Deinocheirus* wades through an Asian wetland in search of relief from pesky biting flies.

Episode 4: Ice Worlds—Within the snow-covered forest, a tense standoff develops between ancient rivals, *Pachyrhinosaurus* and *Nanuqsaurus*.

Episode 5: Forests—A journey through an underground cave in North America turns perilous when a young *Triceratops* is separated from its mother.

Keep finding dinosaur facts as a family with these fun activities:

- Go to the **Prehistoric Planet** show page on Apple TV+ to watch videos and hear more from the experts on how this story came to life. See apple.co/-PrehistoricPlanet to learn more.
- Create a list of interesting facts and questions while watching **Prehistoric Planet** to research together.
- After each episode, make dinosaur fact cards to play a family quiz game.
- Visit a local natural history museum, an outdoor dinosaur fossil exhibit, or a virtual museum and identify as many dinosaurs as you can.
- Visit a local library for books on dinosaurs and their habitats. Local librarians can help your family get set up with library cards and e-reader and audio public library accounts to read anywhere on the go. Become science investigators together.

Check out the
Prehistoric Planet
Season 2 five-night
event on Apple TV+
starting May 22!