


Have a  
**BLAST**  
Reading!



## Dear Educator,

Welcome your students back to school with the Little Simon Chapters! This colorful collection of chapter books is specifically developed to support young readers who are starting to read books on their own.

With this free educational program from Simon & Schuster and the curriculum specialists at Young Minds Inspired, you can introduce your emergent readers to the books and reinforce reading skills with activities that focus on story elements (character, setting, and plot), making predictions, and building inferences. The program also includes a family letter with tips to help parents and caregivers encourage literacy at home.

We hope that you will enjoy this program and share it with other teachers at your school. And please visit [ymiclassroom.com/feedback-littlesimon](https://www.yomiclassroom.com/feedback-littlesimon) to let us know your thoughts on this program. We look forward to receiving your comments.

Sincerely,

Dr. Dominic Kinsley  
Editor in Chief  
Young Minds Inspired



Questions? Contact YMI toll-free at 1-800-859-8005 or by email at [feedback@yomiclassroom.com](mailto:feedback@yomiclassroom.com).  
© 2023 YMI, Inc.

## About Little Simon Chapter Books

The Little Simon chapter books line balances easy-to-read text with brightly colored illustrations to engage independent readers ages 5-9 who are ready to dive into “big-kid” chapter books for the first time. With a wide range of genres and characters on spirited adventures – from crime-fighting hamsters to fearless ghost-hunters, from fantastical dragons to big-hearted robots and so much more – Little Simon Chapters offers something to hold every reader’s interest, while building reading confidence and literacy skills and making learning to read independently a blast! Find out more about all the fun titles available in the series at [simonandschuster.com/p/little-simon-chapters](https://www.simonandschuster.com/p/little-simon-chapters).

**Target Audience:** Grades K-2

### Components

Available at [ymiclassroom.com/littlesimon](https://www.yomiclassroom.com/littlesimon):

- This teacher’s guide
- Two reproducible student activities
- A reproducible family take-home letter
- A curriculum standards chart
- An online feedback form

### Program Objectives

- Practice literacy skills, identify story elements, make predictions, and draw inferences
- Encourage independent reading

### How to Use This Program

Make photocopies of the activity sheets and family letter. Help students by reading each activity sheet aloud as they follow along. Students will need pencils and/or markers or crayons to complete the activities. Activity 2 will require chart paper or a whiteboard along with blank paper for each student. Send home the family letter, post it on your website, or email it to parents and caregivers.

### ACTIVITY 1: WHAT MAKES A STORY?

Begin with a class discussion about story elements. Explain that every good fiction story has three important parts: 1. *character(s)*, people, animals, or fantasy creatures; 2. *setting*, place(s) where the story action occurs; and 3. *plot*, all the events in a story that lead to solving a problem for the character(s). Next, review a book the students have read and help them identify the story elements.

Distribute the activity sheet and read it with your students. Next, help students identify their favorite book, write its title on the blank line, and use the remaining space to draw a poster depicting the three story elements of the book. Students may then share their work with one another during a large group discussion.

This activity sheet may be re-used often as students read more books independently or as a class.

### ACTIVITY 2: MEET THE CHARACTERS!

Lead students in a discussion about the characters from their favorite stories. Ask them to name and describe the characters. Explain that when we read, we learn about the characters from the author. We learn about what they look like on the outside. We also learn what they are like on the inside by how they act and what they say. Write students’ ideas on chart paper or a whiteboard, creating columns to distinguish inside and outside traits of their favorite characters.

Next, ask student volunteers to act out an example of a trait for the class to identify. For example, traits such as brave, silly, hard-working, scared, nervous, kind, forgetful, smart, athletic, lovable, mischievous, honest, etc.

Distribute the activity sheet and read it with the students.

**Answers:** 1. Desmond Cole; 2. Isla Verde; 3. Heidi Heckelbeck.

Have students practice inference skills by making predictions about the settings and problems/plots the books featuring the three characters might include. For extra fun, have students make predictions about what might happen in a story featuring all three characters. Students may use the back of the activity sheet to draw, then share, pictures based on their ideas.

### Resources

Little Simon Chapter Books:  
[simonandschuster.com/p/little-simon-chapters](https://www.simonandschuster.com/p/little-simon-chapters)

YMI program site:  
[yomiclassroom.com/littlesimon](https://www.yomiclassroom.com/littlesimon)

# What Makes a STORY?

## Chapter books tell fun stories! Every story has three important parts.

### 1 Characters

These are the people, animals, or creatures in a story.



### 2 Setting

This is where and when the story takes place.



### 3 Plot

This is what happens in the story.



## What is your favorite book?

Write the name of the book on the line.

Then, draw a scene from the story in the space below.

My favorite book is \_\_\_\_\_.

A large rectangular drawing area with a blue top border, a purple bottom border, a green left border, and a red right border. Each corner has a solid colored circle.

# MEET the Characters!


Books have all kinds of interesting characters. Read about these fun characters. Then look at the pictures. Draw a line to match each character to their description.

**1** I am 8 years old. I am not afraid of anything. I have my own ghost patrol. No ghost is too scary for me!

**2** I can talk to animals! I love to explore my island home. I am curious about everything!

**3** I have a big secret. I am a witch! I love magic and cast good spells only. My spells can help me with my chores!

Desmond  
Cole




Heidi  
Heckelbeck



Isla  
Verde



Which character would you like to read about?



## Dear Parents and Caregivers,

In school, your child is participating in activities that feature characters and themes from Simon & Schuster's Little Simon chapter book program. These exciting series are designed for readers ages 5-9 who are just starting to read chapter books on their own. It includes a host of genres, each with characters kids love and stories that capture their imaginations, including fearless kids who can talk with animals and princess kitties who have royal adventures. Little Simon is sure to have chapter books that will get your child excited about reading.

### Tips for Supporting Your Child's Reading at Home

Help reinforce your child's reading efforts at home. Here are some tips to help you.

- **Create a Reading Routine.** Read with your child every day to support reading fluency.
- **Sounds Familiar!** Support reading comprehension by talking about story action, characters, and plot/problems in these books. Help your child identify connections to story elements from their real-world experiences.
- **Same, but Different.** Reinforce critical-thinking skills by talking with your child about similarities and differences between characters and themes of books they reads.
- **Set a Reading Goal and Make it FUN!** Plan to read a set number of books within a specific time frame and record your progress on the Family Book Challenge Chart below. To start:
  1. Take a family vote on how you'll celebrate once the goal is achieved and write it on the chart. (Maybe a movie night, pizza night, or trip to the library to check out more books!)
  2. After completing a book, fill in a row on the chart and have your child rate the book by coloring the stars.
  3. Have your child draw a picture for each book they read and describe it to you.

### Family Book Challenge Chart

We will read \_\_\_\_\_ books in \_\_\_\_\_ days.

We will celebrate our reading success by \_\_\_\_\_.

Book title	Author	Rating (1 star is the lowest rating; 5 is the best!)
		☆ ☆ ☆ ☆ ☆
		☆ ☆ ☆ ☆ ☆
		☆ ☆ ☆ ☆ ☆
		☆ ☆ ☆ ☆ ☆
		☆ ☆ ☆ ☆ ☆
		☆ ☆ ☆ ☆ ☆
		☆ ☆ ☆ ☆ ☆
		☆ ☆ ☆ ☆ ☆
		☆ ☆ ☆ ☆ ☆
		☆ ☆ ☆ ☆ ☆