



GET STARTED WITH OVER-THE-COUNTER MEDICINE SAFETY



Join the **thousands of educators** who are already using *Over-the-Counter Medicine Safety*, a **FREE, multimedia health education program** from Kenvue and the curriculum experts at Young Minds Inspired.

Launched in 2013, with updates and new resources added frequently, *OTC Medicine Safety* provides everything you need to teach students in grades 5-8 how to use, store, and dispose of over-the-counter medicines safely.

WHO CAN USE IT?

OTC Medicine Safety is designed for classroom teachers, school nurses, youth group leaders, and community safety educators. The program's engaging lessons and activities are easy to implement and support health, science, and English language arts curricular standards for grades 5-8.

WHY USE IT?


- **The Need:** Each year, more than 85,000 children ages 19 and under need medical care due to medicine mistakes or misuse. *OTC Medicine Safety* can help reduce this alarming health risk.
- **The Opportunity:** Research indicates that children begin self-administering medication around age 11, often with very little knowledge about medicine safety. That's why the **National Association of School Nurses recommends teaching OTC medicine safety in middle school**, before students begin to self-medicate.

Scan to
get started!



START TODAY!

Visit **ymiclassroom.com/otcmedsafety** to access all resources and bring life-saving knowledge to your students and their families.






RESOURCE OVERVIEW

Access free tools to teach grades 5–8 about the safe use, storage, and disposal of over-the-counter medicines. Visit [ymiclassroom.com/otcmedsafety](https://www.ymiclassroom.com/otcmedsafety) to explore more.

LESSONS FOR GRADES 5-6 AND 7-8

OTC Medicine Safety lessons and activity sheets are organized into separate units for grades 5–6 and 7–8. See the list to the right.


- Grades 5–6: [ymiclassroom.com/otcmedsafety-teachers_5-6](https://www.ymiclassroom.com/otcmedsafety-teachers_5-6)
- Grades 7–8: [ymiclassroom.com/otcmedsafety-teachers_7-8](https://www.ymiclassroom.com/otcmedsafety-teachers_7-8)




GAMES AND VIDEOS

Reinforce learning and build engagement with interactive games and videos. Learn more at [ymiclassroom.com/otcmedsafety-multimedia](https://www.ymiclassroom.com/otcmedsafety-multimedia).

- **Videos:** These animated videos, in English and Spanish, come with a [Video Unit Guide](#) that includes viewing activities to help connect learning with the real world.
- **Games:** These team-based trivia games challenge students to collaborate as they show off their *OTC Medicine Safety* smarts.



What is OTC Medicine Safety?



Bonus Trivia Quiz



A Social Media Challenge



Sideline at Practice

SCHOOL NURSE RESOURCES

OTC Medicine Safety is used by school nurses around the country to support their health curricula. Visit [ymiclassroom.com/otcmedsafety-nurses](https://www.ymiclassroom.com/otcmedsafety-nurses) for resources, including professional development podcasts from the National Association of School Nurses:

- Part 1: [Safe Administration of OTC Medications in Schools](#)
- Part 2: [Improving OTC Med Safety in Your School Community](#)
- Part 3: [Safe Storage, Carry, and Disposal of OTC Medicine](#)



FAMILY RESOURCES

Help families stay safe by visiting [ymiclassroom.com/otcmedsafety-families](https://www.ymiclassroom.com/otcmedsafety-families) and sharing the bilingual resources with families in your classroom and community!

HOW TO GET STARTED

Go to ymiclassroom.com/otcmedsafety to:

1. Choose lessons and resources for grades 5–6 or 7–8 from the [Complete Teaching Kit](#) or use the shorter [Introductory Classroom Kit](#).

2. Share the information with faculty and colleagues.

- Share the [Program Information for Principals](#) handout with school administrators (found on the page for each grade group).
- Explore the [School Nurse Resources](#) or share them with your nurse.

3. Engage families by sharing the [Family Resources](#) link and handouts with parents and caregivers.



LESSON PROGRAM UNITS

Grades 5–6
Grades 7–8

Unit 1

Students learn the difference between OTC medicine and prescription (Rx) medicines, as well as the safety precautions for each.



Unit 2

Students learn how to identify and understand the information on the *Drug Facts* label.



Unit 3

Students learn the importance of following dosing instructions and how to store and dispose of medicine safely.



Unit 4

Students learn about responsible medicine use and the harm that could result from misuses of medicine.



Unit 5

Students apply textual analysis skills to a nonfiction passage about medicine safety.



Bonus Activity

Students create a public service announcement (PSA) to promote OTC medicine safety practices among their peers and other community members.



SHORT ON TIME?

Check out the [Introductory Classroom Kit](#) for all grades 5–8 on the lesson pages.

WHAT EDUCATORS ARE SAYING



"I just obtained the poster in my mailbox and will incorporate it into the Drug Education and Awareness Unit of our curriculum later in the semester. Thank you."

— Jennifer P., Teacher, NY

"Great information and a good way to get kids interested."

— Becky S., Grade 5 Teacher, MA

"This really aligns with the content I want to teach."

— Virgil S., Middle and High School Teacher, KS

"Medications are being passed through students. They need this knowledge!"

— Katie J., Grade 7-8 Health Teacher, ID

OUR PARTNERS

OTC Medicine Safety is backed by leading organizations committed to health and safety education. These trusted partners help ensure that our program meets the highest standards and delivers impactful, accurate information.



Brought to you by



© 2024 Kenvue | © 2024 YMI, Inc.

Learn more at ymiclassroom.com/otcmedsafety

