

Learn & Rhyme with Chicka Chicka Boom Boom



Dear Educator,

Engage your students and reinforce early learning skills with activities inspired by the popular Chicka Chicka Boom Boom series. This free program from Simon & Schuster Children's Publishing and the curriculum specialists at Young Minds Inspired features activities that will engage students in rhyming, counting and number formation, and exploring kindness.

We hope that you will **share** this program with other teachers. And please **tell us** your thoughts about it by completing the enclosed reply card or commenting online at ymiclassroom.com/feedback-chicka. We look forward to receiving your comments.

Sincerely,
Dr. Dominic Kinsley
Editor in Chief
Young Minds Inspired



Questions? Contact YMI toll-free at 1-800-859-8005, or by email at feedback@ymiclassroom.com.

Target Audience

Kindergarten and Grade 1

Program Components

- This teacher's guide
- Three reproducible student activity sheets
- A classroom poster
- A reply card

Available at ymiclassroom.com/chicka:

- A reproducible take-home letter
- A standards chart
- An online feedback form

Concepts and Skills

Rhyming	Language development
Counting and number formation	Visual discrimination
Kindness	Communication

About Chicka Chicka

In the last 35+ years, *Chicka Chicka Boom Boom* has become a classic and beloved introduction to the alphabet with rollicking rhymes and lively art. And now the series is expanding with more picture books, early readers, and workbooks highlighting holidays, special moments, and educational milestones in children's lives. *Chicka Chicka Boom Boom*, there is always enough room. Learn more about everyone's favorite alphabet and number crew at simonandschuster.com/p/chickachickabooks.

How to Use This Guide

Photocopy the activity sheets for students before displaying the poster. These activities can be used on their own or paired with reading the books they are inspired by. Download and send home the family letter to provide parents and caregivers with activities to enhance their children's learning experience.

Activity 1:

A, B, C - Rhyme with Me!

Inspired by the opening line of *Chicka Chicka Boom Boom*, students will practice letter-sound recognition and rhyming. Remind students what rhyming means and then brainstorm rhyming words as a class. For example, ask students for words that rhyme with *cat*, *car*, or *box*, or provide students with pairs of words and ask them to clap their hands if they rhyme.

Next, distribute the activity sheet and review it with students. Review the answers together and have students share their portraits.

Activity 2:

1, 2, 3 - How Many Do You See?

Students practice counting and number writing skills in this activity. To start, play a game. Assign a number from 1 to 3 to each student. Then hold up 1 to 3 objects and have students stand if they have the matching number. Next, use the numbers to play a rhyming game. Provide students with words that rhyme with 1, 2, and 3, such as *sun*, *who*, and *tree*. Students wave their arms if they have the number that rhymes with the word.

Next, distribute the activity sheet and review it with students. Provide students with crayons to draw trees with 10 apples. To extend the fun, pass out blank paper or manipulatives, call out numbers from 1 to 10, and have students draw or show the corresponding number of apples.

Activity 3:

Kindness in Our Classroom!

Review the message on the poster with your students and talk about ways they show kindness to each other and why it's important. Next, distribute the activity sheet and review the kindness concepts featured in Part 1. Explain words that may be unfamiliar to students. For Part 2, have students draw pictures and describe how kindness makes them feel. Once done, have students share their pictures. Hang the completed sheets around the poster to celebrate kindness and serve as a daily reminder for students.

Don't Forget! Send home the letter to parents and caregivers so families can have their own Chicka Chicka fun!

 SIMON & SCHUSTER
Children's Publishing

© 2026 Simon & Schuster Children's Publishing



A, B, C - Rhyme with Me!

'A told B and B told C, 'I'll meet you at the top of the coconut tree.'" - Chicka Chicka Boom Boom

Part 1: Circle the items below that rhyme with **C** and **tree**.

bee



dog




three




z



sun




me



key



mouse



Part 2: You rhyme too! Draw a picture of yourself in the box and circle the word **me**.

Grown-ups! How many additional words can your family think of that rhyme with *tree*?

1, 2, 3 - How Many Do You See?

"I told 2 and 2 told 3, 'I'll race you to the top of the apple tree.'" - Chicka Chicka 1, 2, 3

Part 1: How many apples do you see? Count the apples in each row. Circle the correct number.



3

4




2

3



2

3



6

7



5

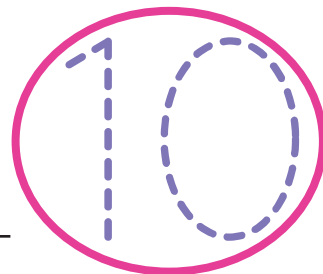
6



1

2


Part 2: Connect the lines to trace the numbers below. Then fill in the missing numbers on the blank spaces.



What number is circled? _____

On the back of this sheet, draw a tree with this many apples.

Grown-ups! Go on a number scavenger hunt with your child. Have them look for numbers in your home, out the car window, in the store, or when on a walk.



Kindness in Our Classroom!

**CHICKA CHICKA BOOM BOOM – we always show
KINDNESS in our classroom!**

Part 1: Connect the lines to trace the letters below. Then read the words to learn some ways to show kindness.

share include

take turns

help respect

care listen

Part 2: Draw a picture of yourself showing kindness in your classroom. How does showing kindness make you feel?

Grown-ups! Brainstorm ways your family shows kindness to family, friends, and neighbors.

